

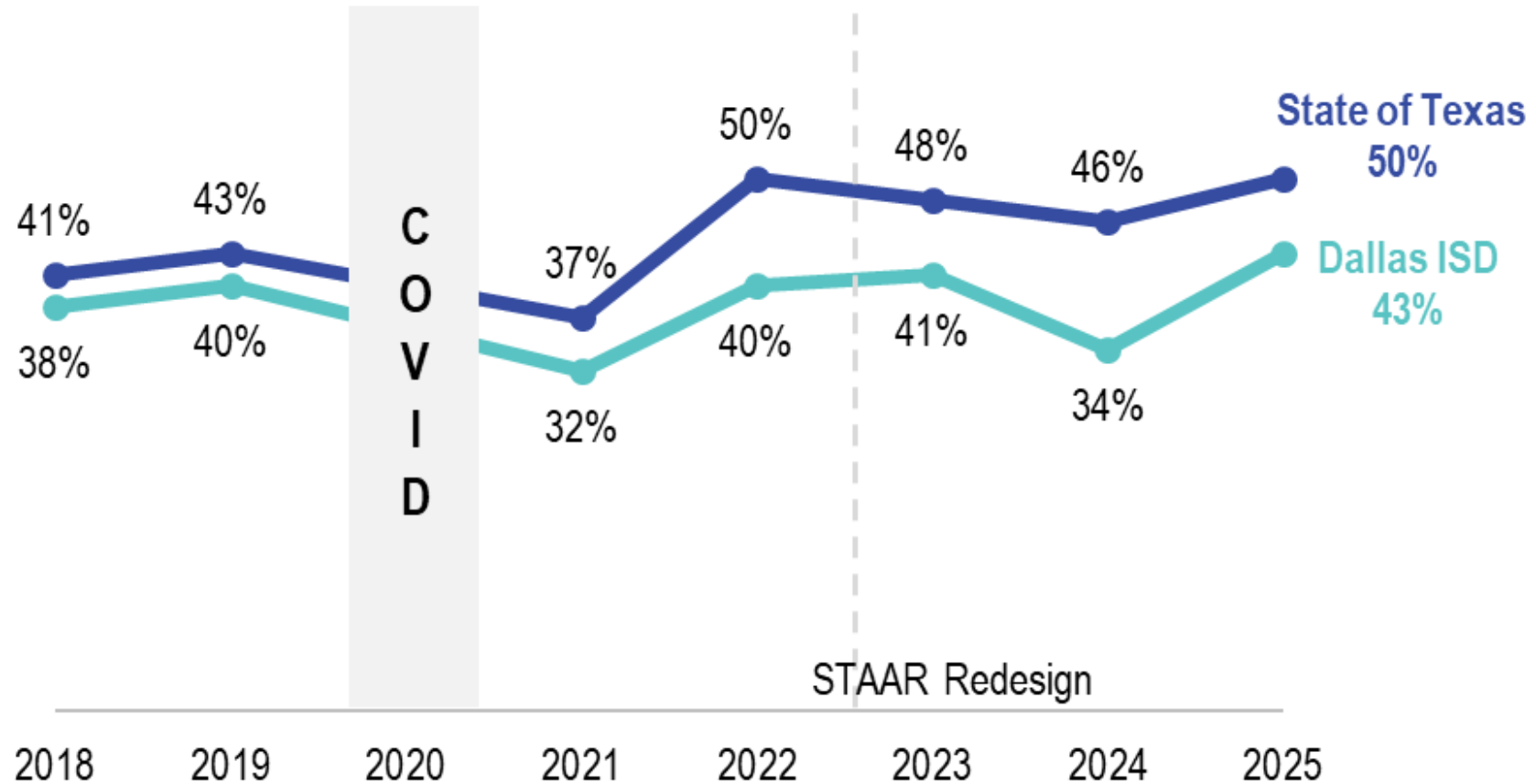


# Read Up


## Uniting North Texas around early literacy



# In 2025, 43% of Dallas ISD 3rd graders Met grade level on STAAR




# Advancing Literacy, TOGETHER



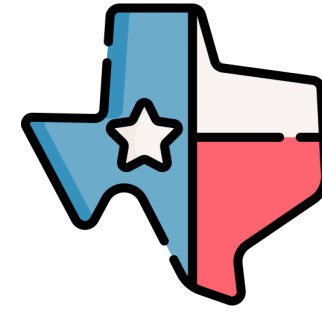
## Collaborate

We **unite** schools, nonprofits and communities to scale proven literacy solutions and get more **students reading on grade level**.



## Educate

We **equip** educators, students and parents with **research-backed instruction** and training that drives results and **improves reading outcomes**.



## Strengthen Communities

We help students **succeed as readers**, knowing that when they thrive, their families and communities do too.

# High-Impact Tutoring



Based on the  
science of reading



Administered by  
consistent, highly  
trained tutors



Delivered 1-on-one  
or small groups



Is high-frequency  
(90 minutes+ per  
week per student)



Aligned with  
classroom  
instruction



Informed by  
student data

# Our Reach



**7,600+**

Students

**88**

Schools and  
community sites

**97%**

Students from low-  
income households

---

**97%**

Students of color

**100%**

Started below  
grade level in  
reading

**77%**

Students enrolled  
in Dallas ISD

# Key Elements of Our Model



Grounded in the Science of Reading




Driven by Data



Powered by Collective Impact



Fueled by Individual and Collective Strengths




Centered in Equity

# Dallas ISD & Read Up Partnership



## Key factors of the partnership

- Regular cadence of partnership meetings to ensure communication is in place
- Work collectively to identify campuses and students who need additional support



## Value of the Dallas ISD & Read Up partnership

- Expand our reach to early learning grades
- Work with campuses to address needs for students



## Why it is important/what makes it unique?

- Each partner has a unique approach that fits specific campuses based on their needs
- Collectively we are driving results across all student groups as a larger plan to improve student outcomes

# Sample

## Kinder – 3<sup>rd</sup> Grade



### Read Up students N = 946

Met minimum dosage requirement required by each respective Read Up partner

Has an iReady score at each time point (BOY, MOY, and EOY)



### Other Students at Read Up Schools N = 2727

Students at the same schools as the Read Up sample but not served by Read Up

Has an iReady score at each time point (BOY, MOY, and EOY)



# Over half of **Read Up** students met their typical growth goal at EOY


**% Met Typical Growth**



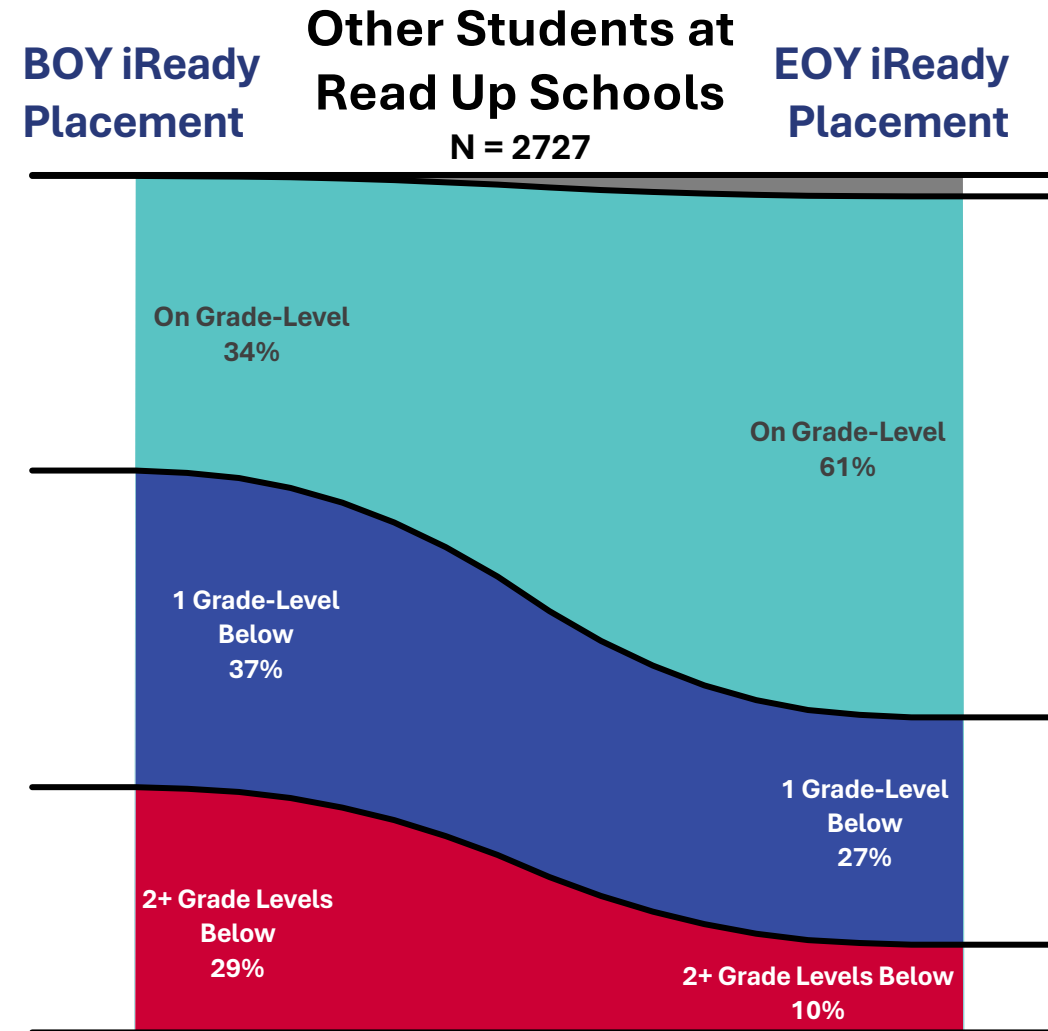
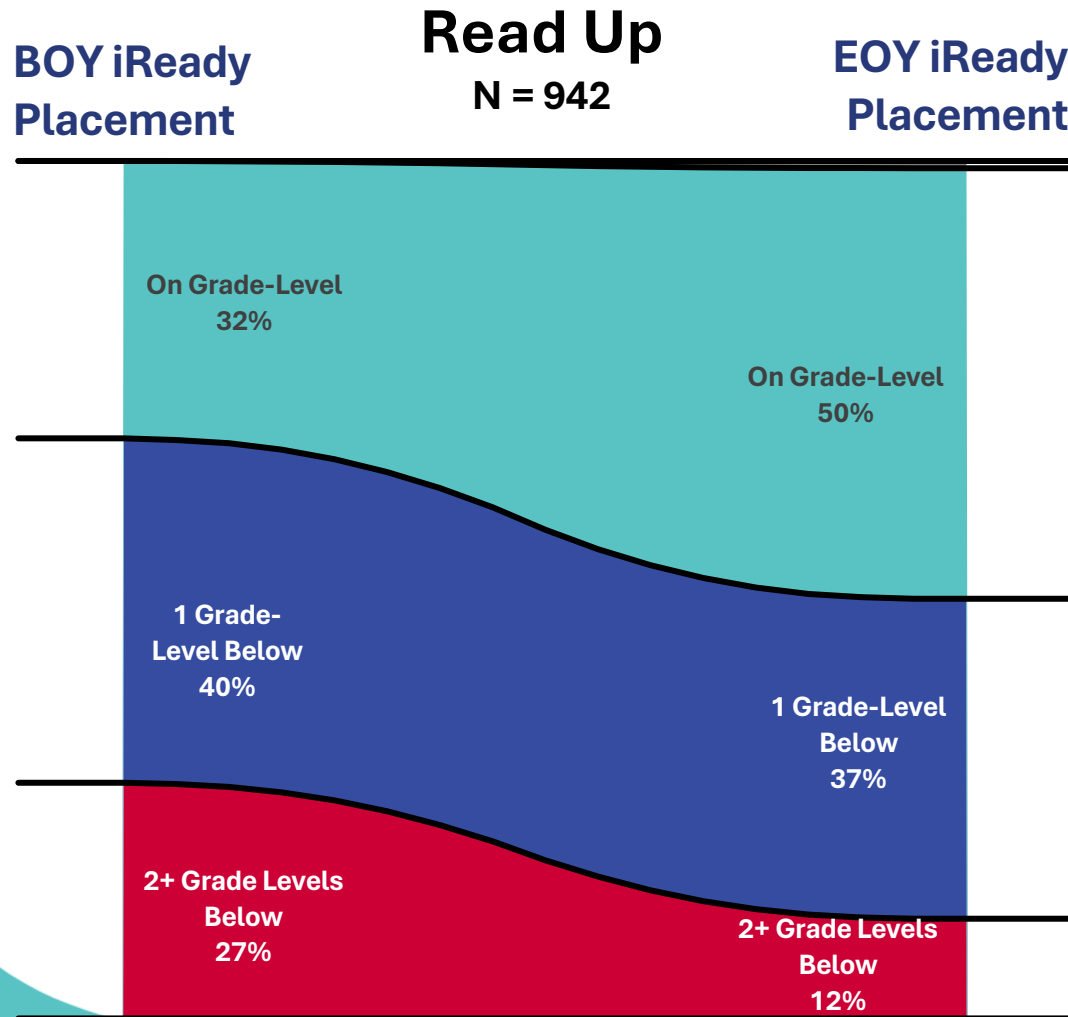
**% Met Stretch Growth**



# The proportion of Read Up students placing **On Grade-Level** grows from BOY to EOY



# iReady BOY to EOY placement proportions are **similar to** same school comparison students

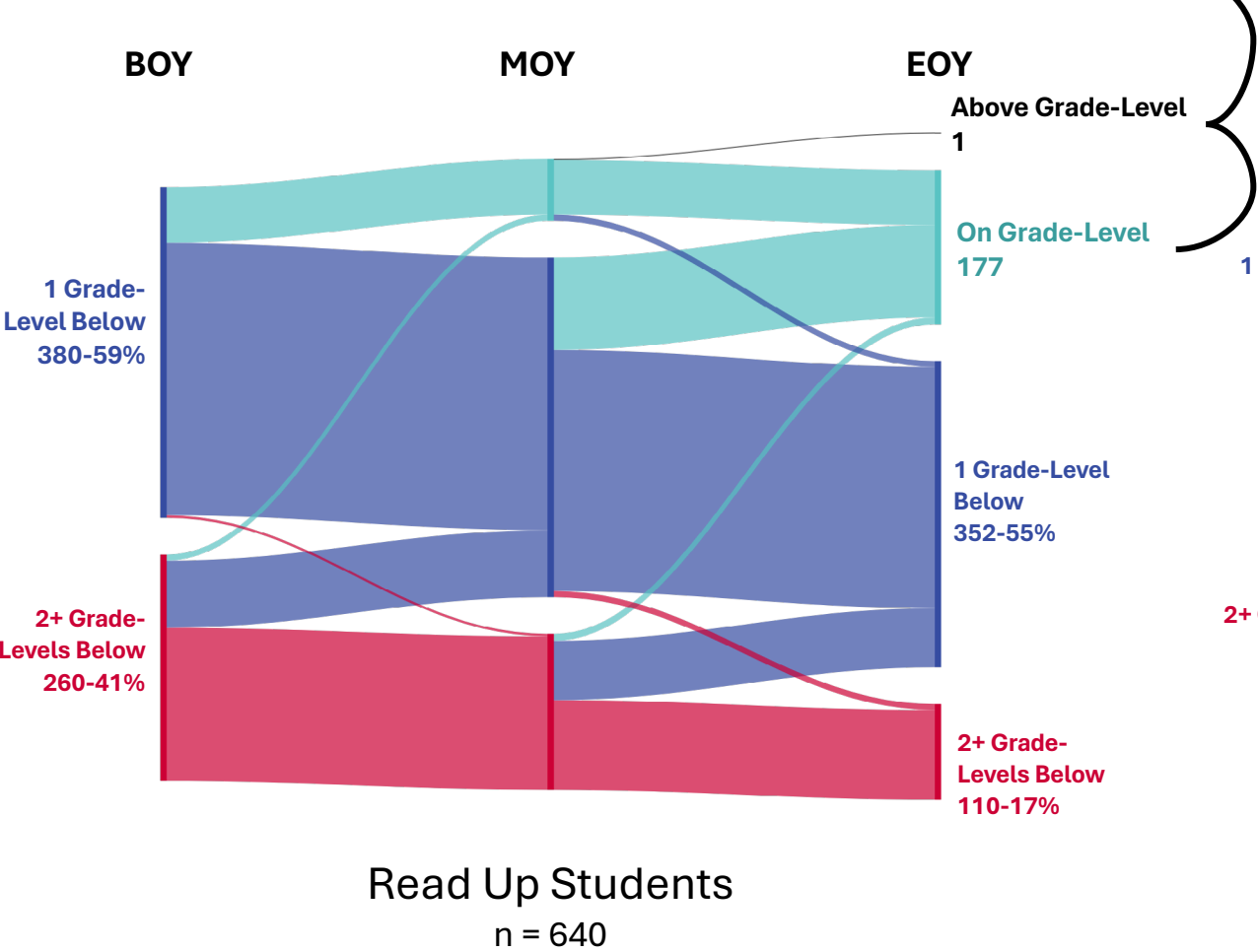




# For students who start the school year below grade level...

28% of students in Read Up score **On or Above** Grade Level at EOY

28%



44% of other students at Read Up schools score **On or Above** Grade Level at EOY

44%

