

College Access Trends for Dallas ISD Students



SMU CORE

This work is supported by The Simmons School of Education and Human Development – Maintaining Momentum initiative.

Introduction

National rates of college enrollment and later degree attainment have remained relatively flat and have even declined in recent years as a nation-wide conversation about the value of four-year college degrees has unfolded.

Under the Consortium on Educational Research and Improvement (CERI), SMU and DISD are collaborating to investigate district-specific Trends in College Enrollment and Attainment.

Ultimately, this work will yield a landscape report aiming to provide an overall lens for the district and will break down analyses by each campus and will attend to individual student level differences. The report will also inform local partners and stakeholders who are providing a wide range of college-going supports to Dallas ISD students.

This poster is a preliminary view of college-going trends, specifically, for students who attended a Dallas ISD school for all four years of high school.

Methodology

College-going trends were explored utilizing extant student data from Dallas ISD.

Data sources

- Student Demographics
- High School Graduation
- College, Career, and Military Readiness (CCMR)
- Postsecondary (National Student Clearinghouse)

Student Sample

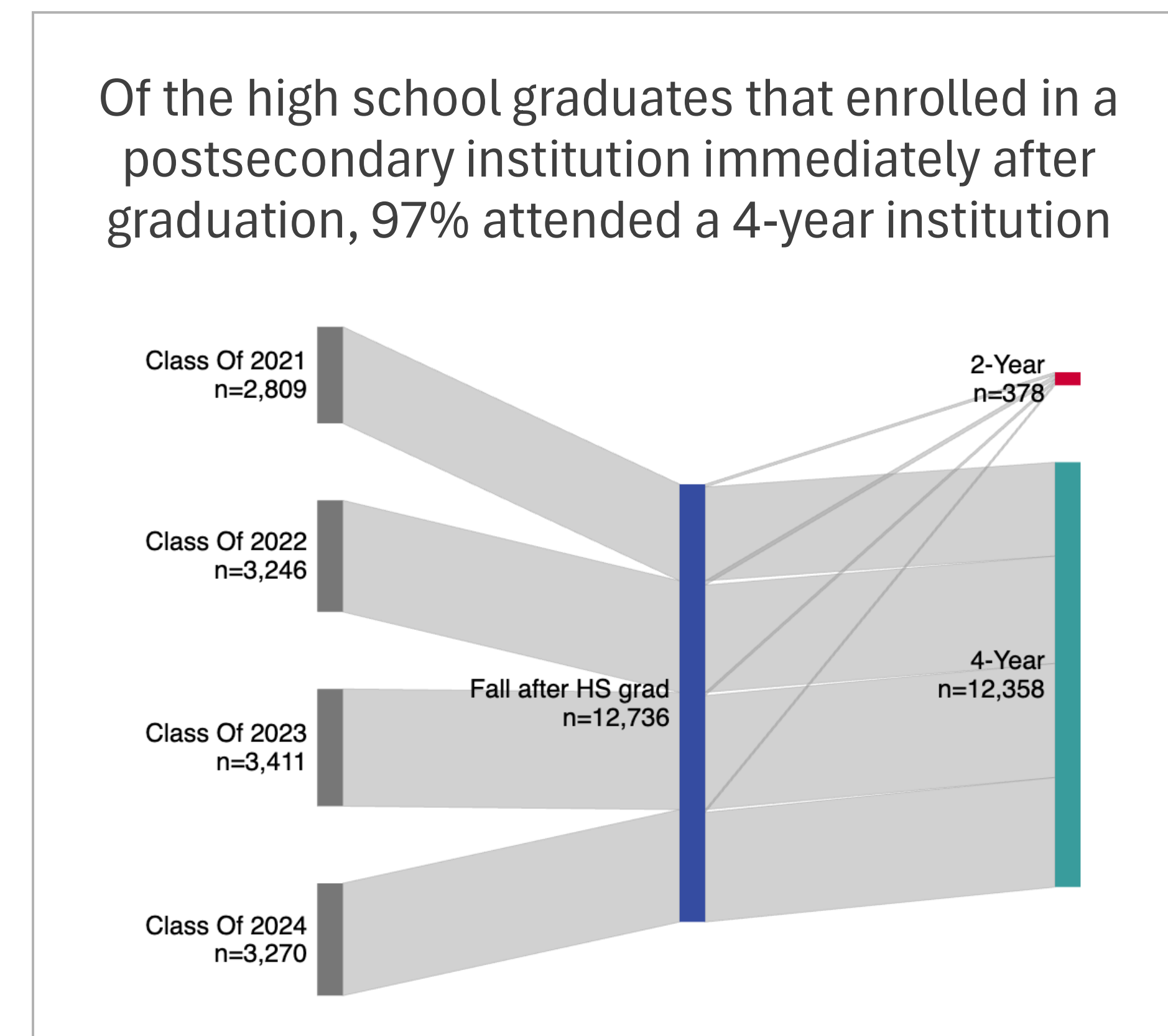
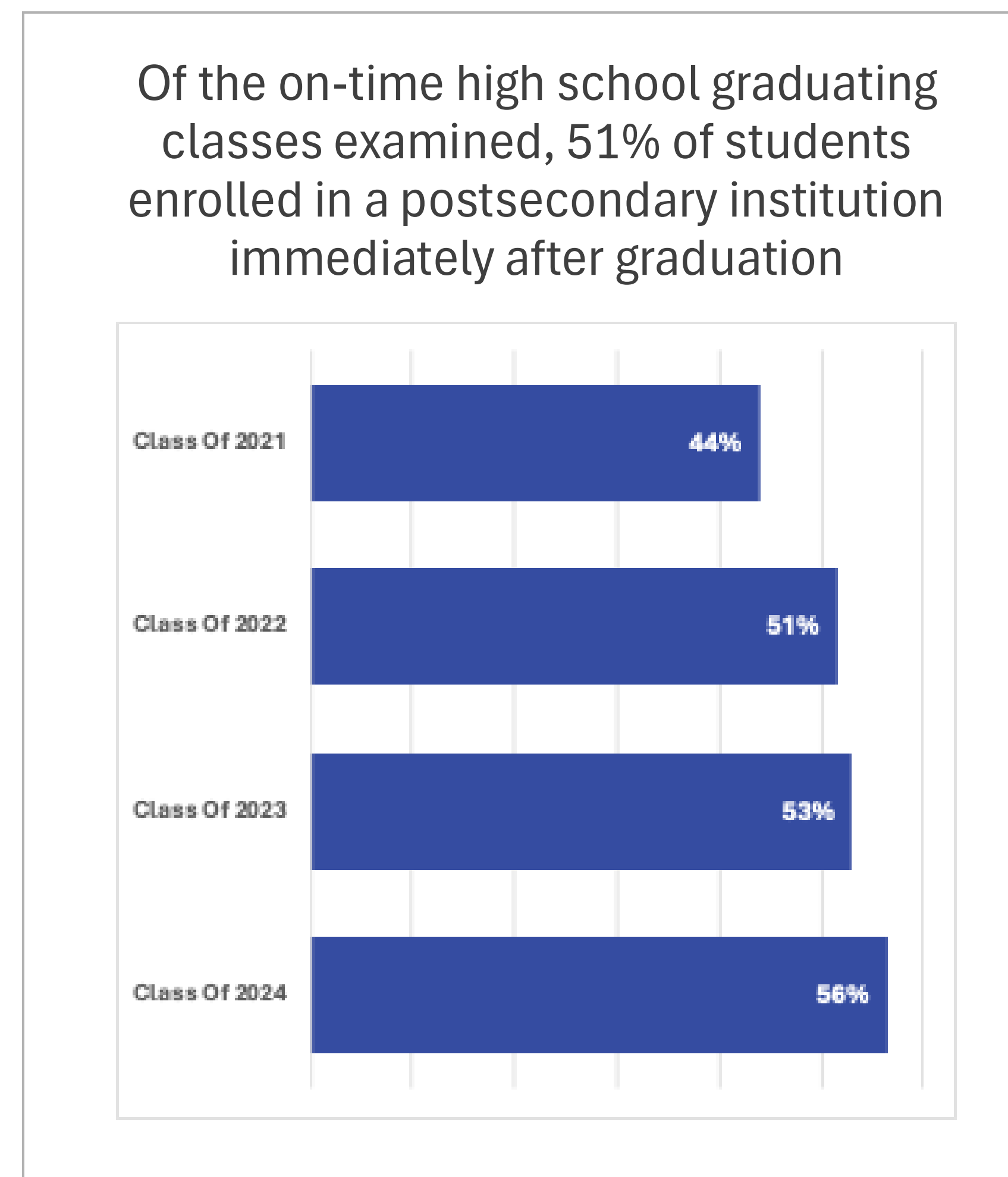
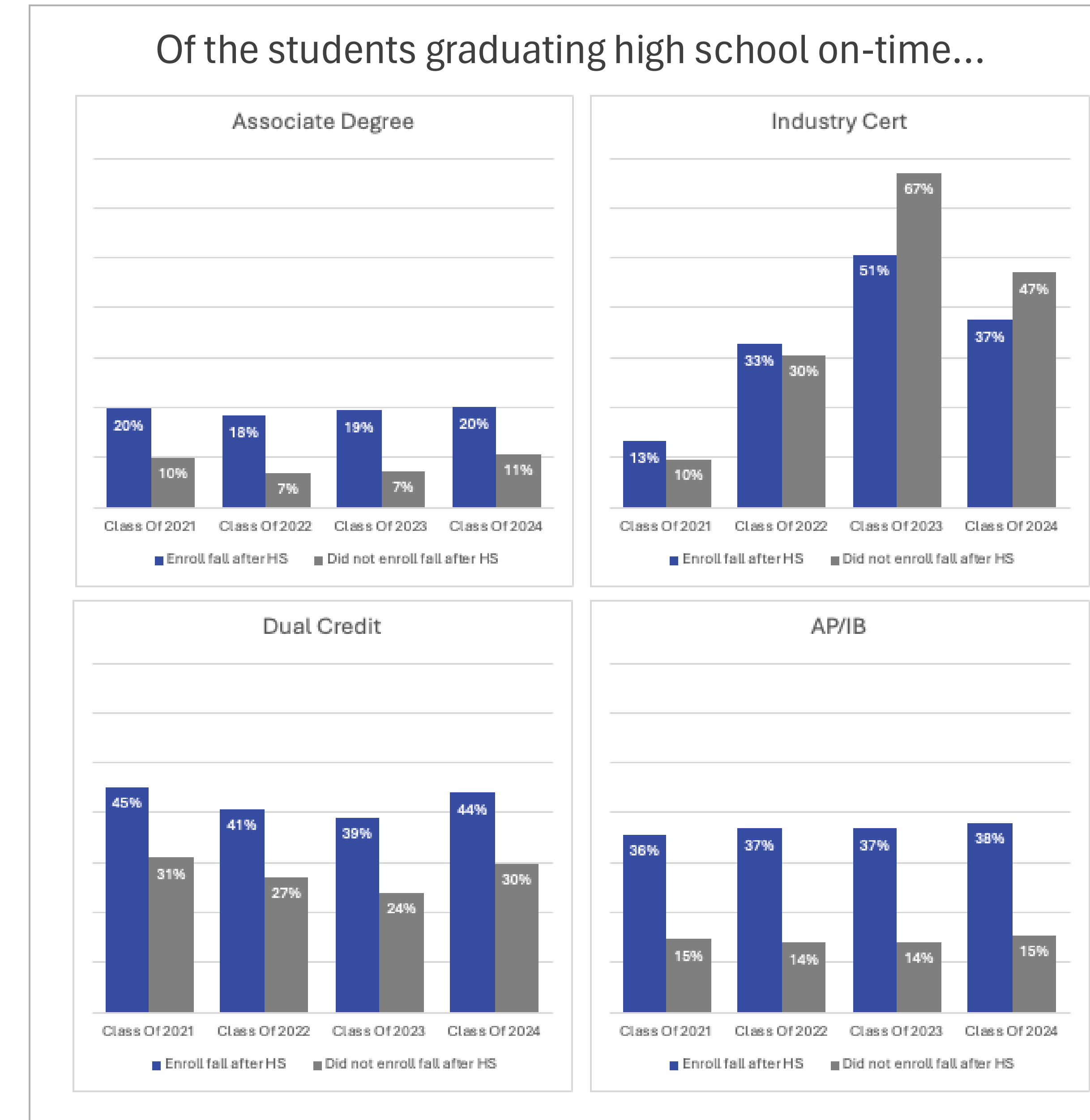
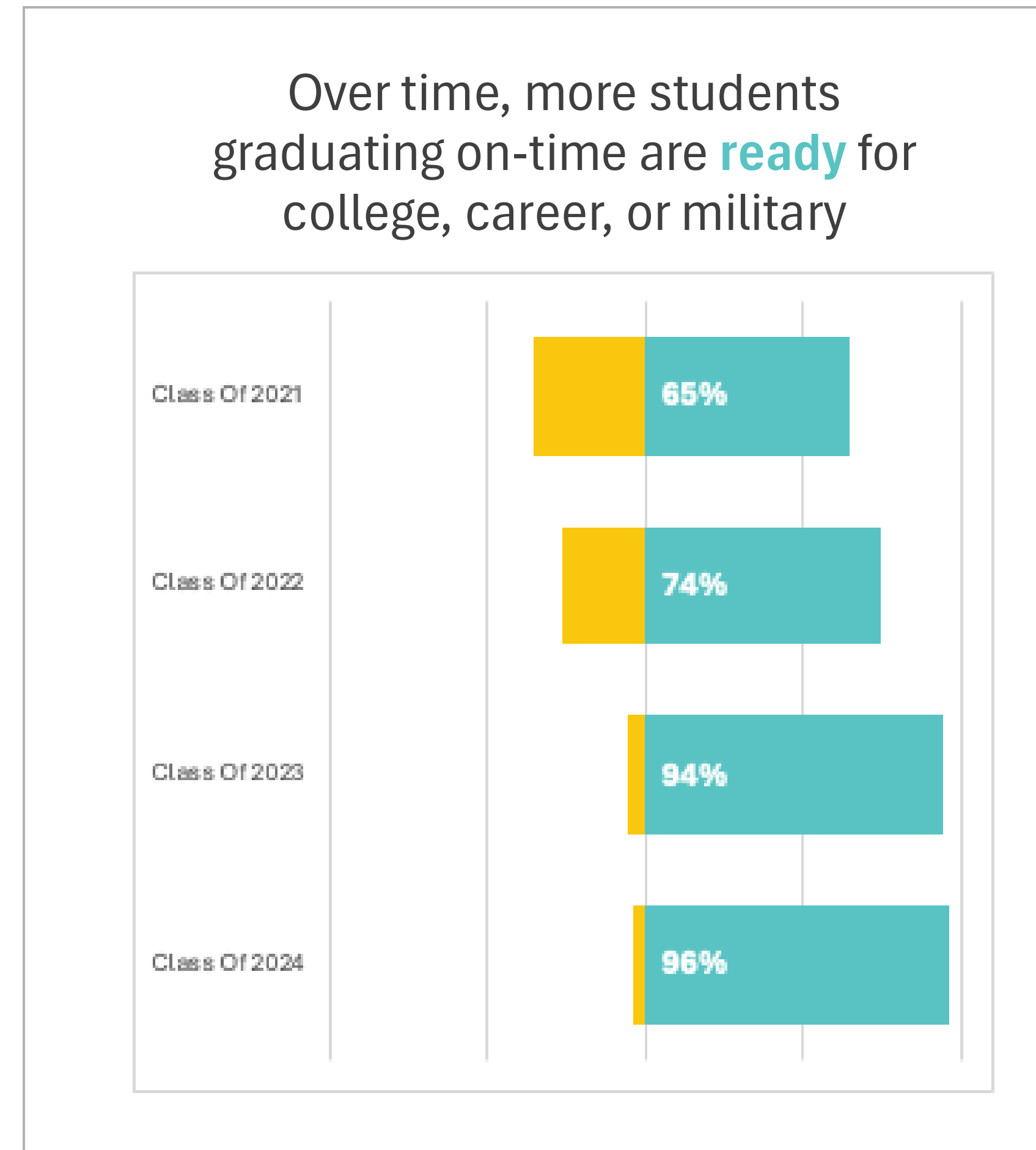

- 12th grader in 20-21, 21-22, 22-23, or 23-24
- Attended a Dallas ISD high school for 4 consecutive grades 9-12
- Did not repeat any grade while in high school

	CO_2021	CO_2022	CO_2023	CO_2024
2017-18	9th			
2018-19	10th	9th		
2019-20	11th	10th	9th	
2020-21	12th	11th	10th	9th
2021-22	PSE Y1	12th	11th	10th
2022-23	PSE Y2	PSE Y1	12th	11th
2023-24	PSE Y3	PSE Y2	PSE Y1	12th
2024-25	PSE Y4	PSE Y3	PSE Y2	PSE Y1
2025-26		PSE Y4	PSE Y3	PSE Y2
2026-27			PSE Y4	PSE Y3
2027-28				PSE Y4



Results

The percent of students graduating on-time from Dallas ISD after attending district schools for all four years of high school:



Next Steps

College Access and Attainment Trend Report (Fall 2025) will include

- Campus level trends
- Individual student level difference
- Trends of all district graduates including those who “come and go” from the district
- Postsecondary persistence rates from high school graduation through enrollment and degree attainment