



THE POTENTIAL OF GEOTHERMAL ENERGY

A ONCE AND FUTURE FOCUS OF THE BUREAU OF ECONOMIC GEOLOGY

Bruce L. Cutright, PG
Bureau of Economic Geology, Jackson School of Geosciences
University of Texas at Austin
Austin, Texas

Geothermal Energy

A Once and Future Focus of the Bureau of Economic Geology

- Brief History of Geothermal Investigations and Research at the Bureau of Economic Geology
- Driving Forces
 - Past:
 - Economics
 - Relationship to Petroleum Yields and Reserves
 - Alternate source of energy
 - Now:
 - Economics and Energy Security
 - Economics and Carbon Emissions
 - Economics and Alternative Energy Resources
- Where are we going, now and in the Future?

THE POTENTIAL OF GEOTHERMAL ENERGY

- Bureau of Economic Geology lead earlier studies during the late 1970s, 1980s and up to 1992 investigating the Geothermal Energy potential of the Northern Gulf of Mexico

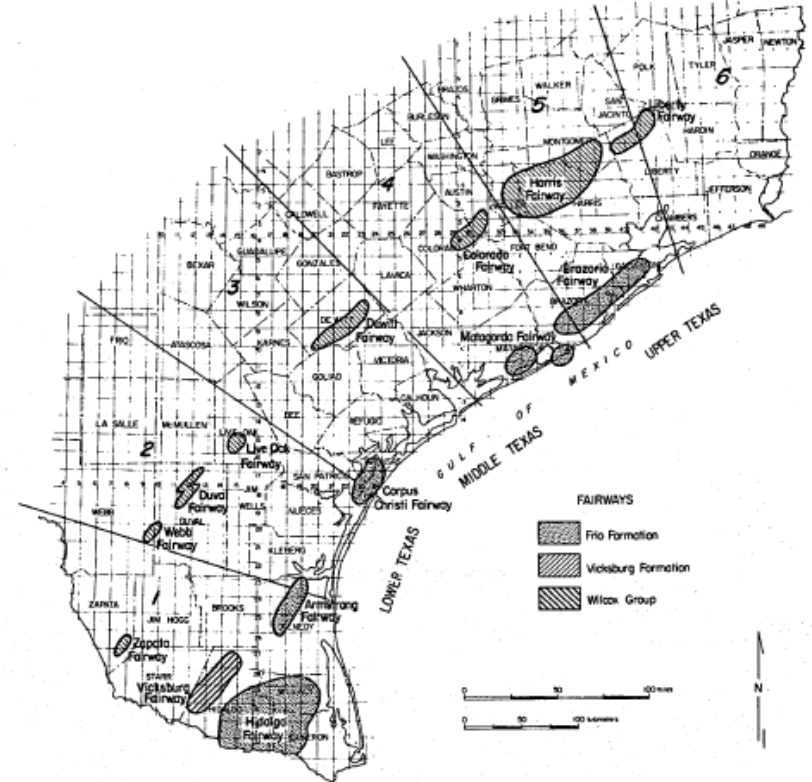
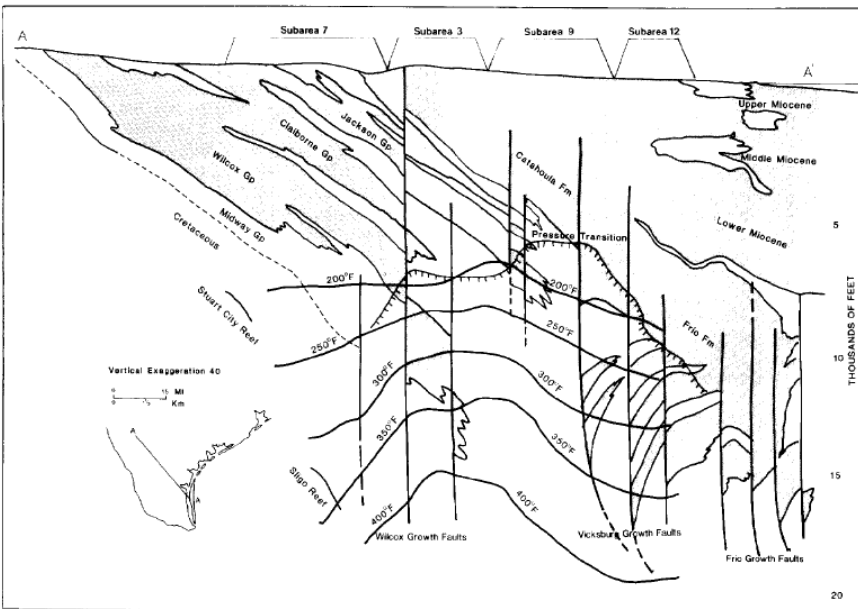
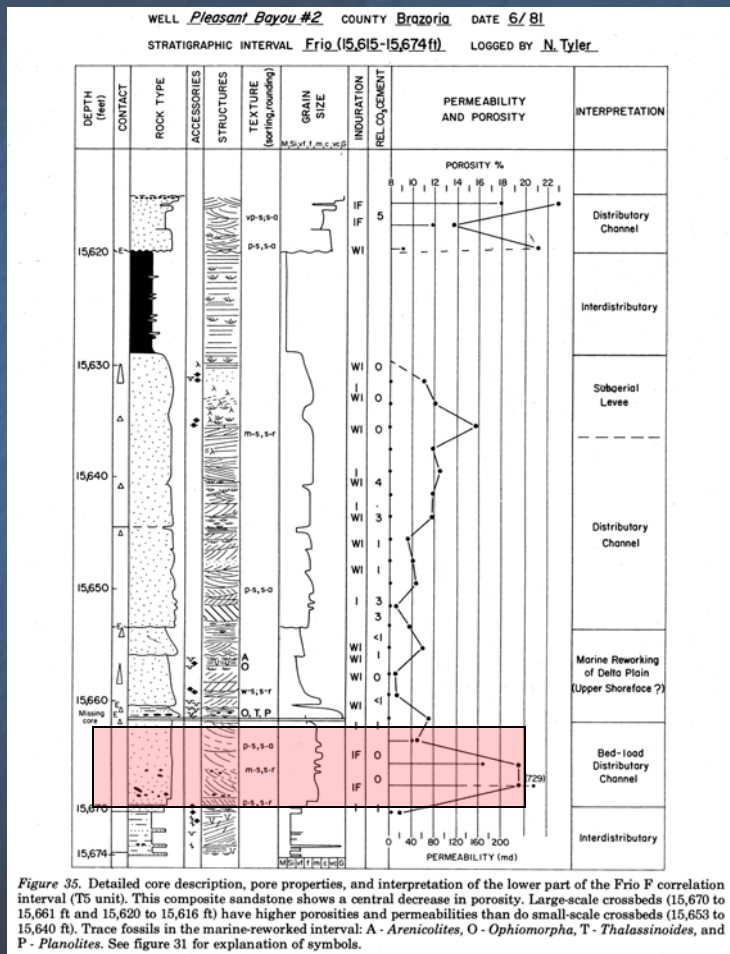


Figure 1. Area of investigation showing geopressured geothermal fairways and division of Lower, Middle, and Upper Texas Gulf Coast areas.

Bebout, Loucks, Gregory 1978

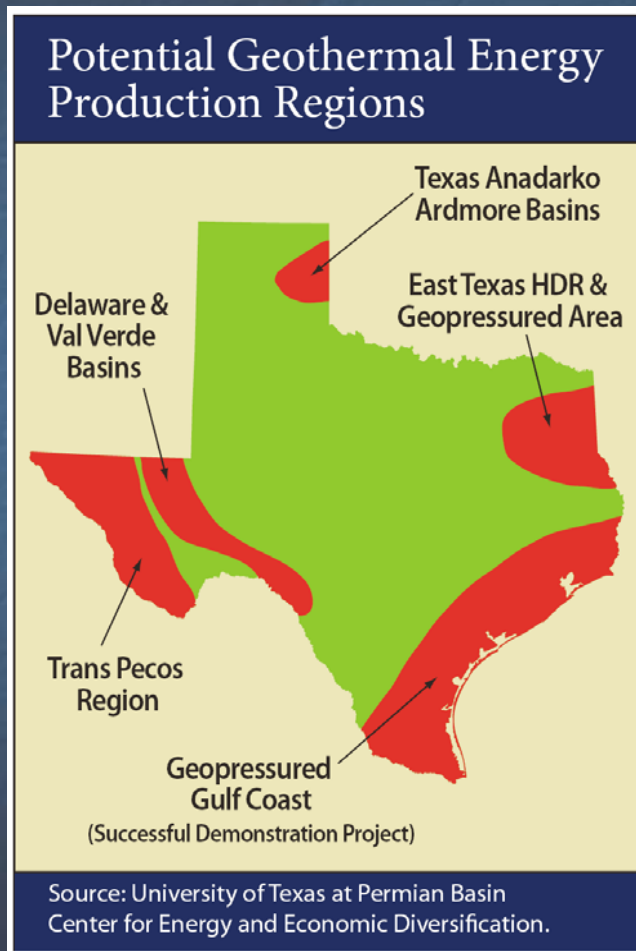


THE POTENTIAL OF GEOTHERMAL ENERGY



- Among many beneficial results, the early investigations defined the “Geopressured-Geothermal” plays along the Northern Gulf of Mexico.
- Provided an envelop of conditions defining a promising zone for geothermal energy and gas production;
 - Reservoir volume at least 3 mi³.
 - Permeability of at least 20md
 - Temperature of at least 300⁰F

THE POTENTIAL OF GEOTHERMAL ENERGY



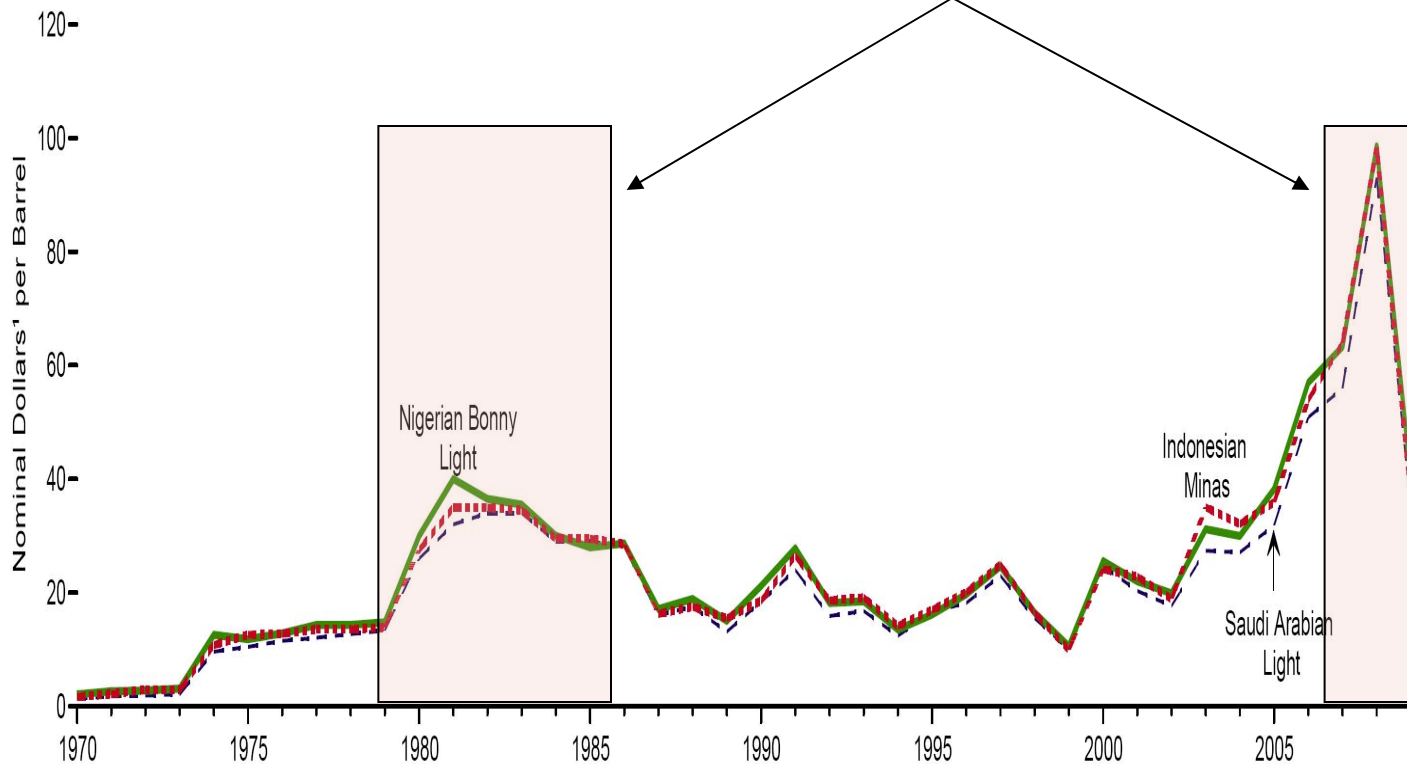
The Successful investigations in the early 1970s and 1980s clearly defined a unique set of source regions in Texas,

- From the deep, geopressured zones along the coast
- to deep circulating groundwaters in the Trans Pecos Regions and
- Hot Dry Rock areas in the north.

THE POTENTIAL OF GEOTHERMAL ENERGY

Selected Types, 1970-2009

Oil Prices, and Interest in Geothermal Energy

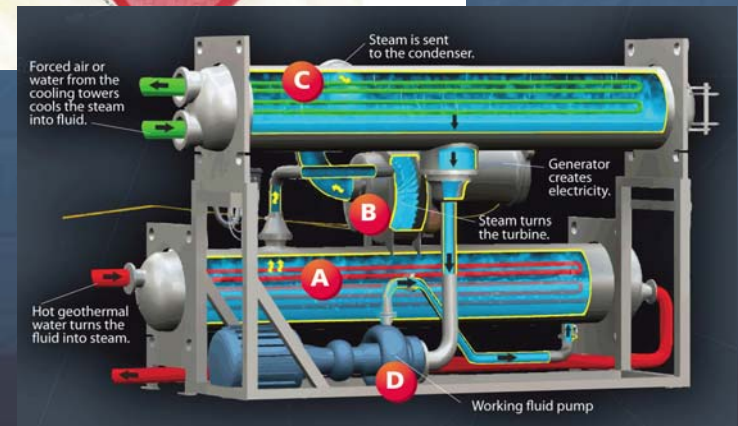




- What were the driving forces?
- Oil Prices then,
- and now?
- Carbon Emissions
- Energy Security
- Renewable Resources

The Case for Geothermal Energy

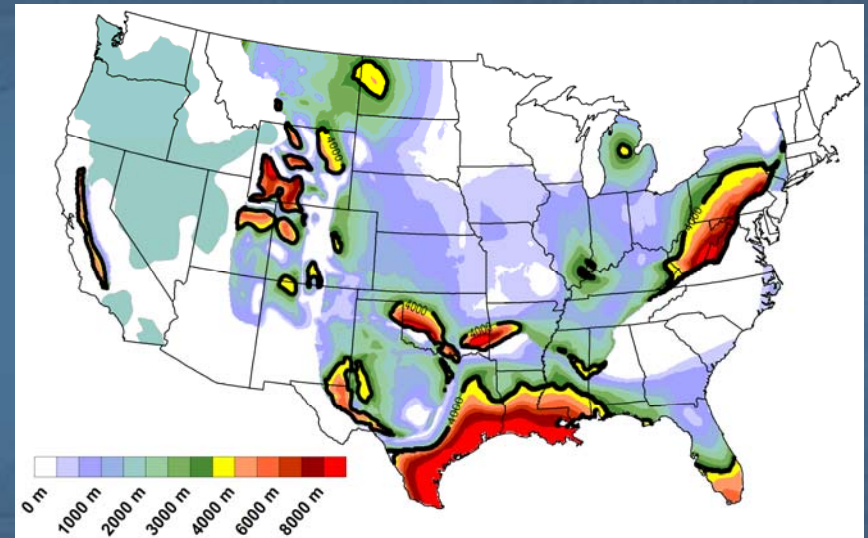
What has changed from 1980 to Today?

- Advances in Drilling Technology makes 8 to 10km holes possible (polycrystalline diamond compact bits, slimhole drilling)
- Advances in controlled fracture development makes “Engineered Geothermal Systems” practical
- Advances in Binary-Cycle Heat Exchange Systems make 100° C heat sources and up economical.



THE POTENTIAL OF GEOTHERMAL ENERGY

- **Critical Re-assessment:
DOE - MIT (2006) Study Found:**
 - **THE EXTRACTABLE RESOURCE BASE IS ESTIMATED AT 2,000 TIMES THE ANNUAL PRIMARY ENERGY CONSUMPTION OF THE UNITED STATES IN 2005.**
 - **A SIGNIFICANT PORTION OF THIS ENERGY IS IN GEOPRESSURED ZONES IN THE NORTHERN GULF OF MEXICO**



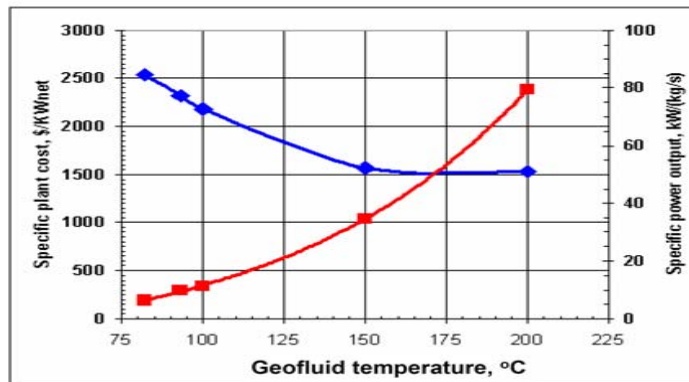
Sediment Thickness Map of US

The Case for Geothermal Energy

- Raser Technologies Hatch Geothermal Power Plant
- constructed in just six months
- Modular power plant design.
- Can produce power from geothermal resources that were previously thought to be not hot enough for commercial power production.



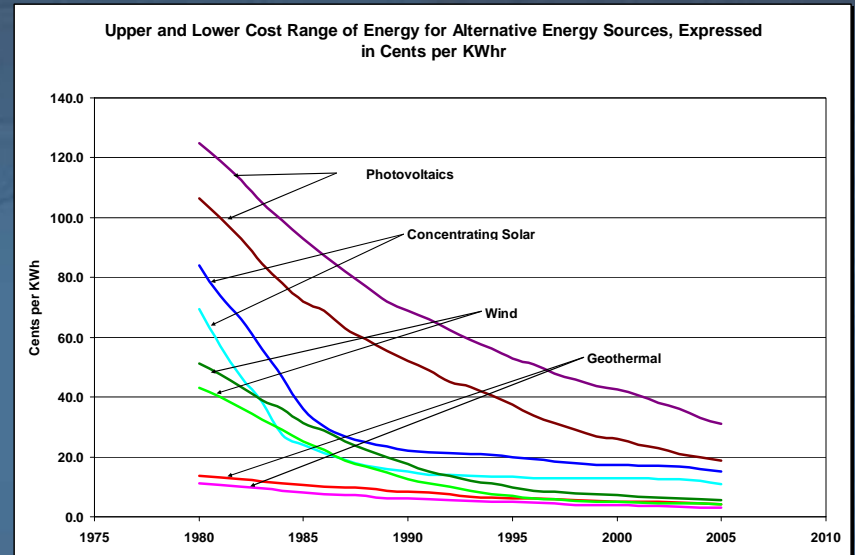
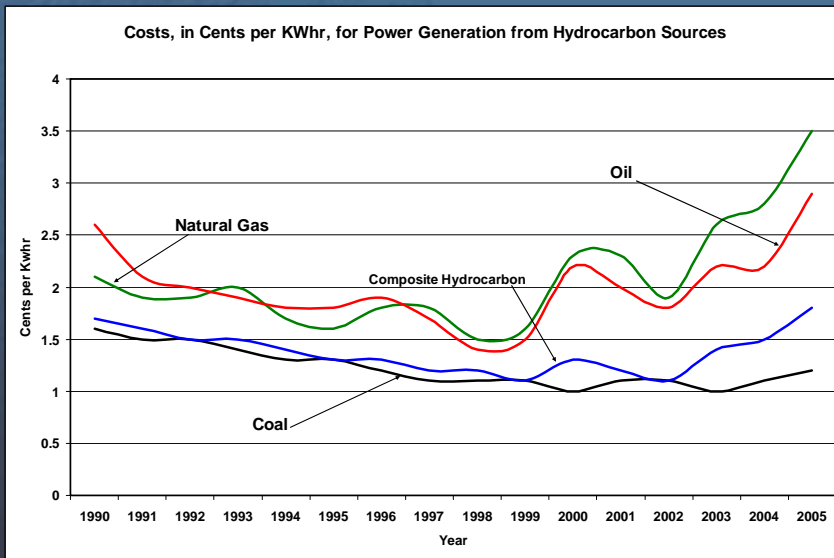
Surface Plant Output and Capital Costs



The Case for Geothermal Energy

The Impact of Technology Advancement

Comparison of the costs per kilowatt hour to generate electricity from alternative/renewable sources versus hydrocarbon sources



Geothermal is cost competitive with oil and natural gas and is less expensive than solar and wind. Only coal, without carbon tax costs, is less expensive than geothermal

Data from NREL in constant 2005 dollars

The Case for Geothermal Energy

| Levelized Cost of Electricity Analysis (Source: Credit Suisse 1-19-2009) | High Case | Base Case | Low Case | Minimum |
|---|----------------------|----------------------|---------------------|----------------|
| Solar Photovoltaic (crystalline) | \$201 | \$153 | \$119 | \$119 |
| Solar Photovoltaic (Thin Film) | \$180 | \$140 | \$110 | \$110 |
| Fuel Cell | \$117 | \$90 | \$72 | \$72 |
| Solar Thermal | \$126 | \$90 | \$69 | \$69 |
| Coal | \$66 | \$55 | \$46 | \$46 |
| Natural Gas (CCGT) | \$64 | \$52 | \$40 | \$40 |
| Nuclear | \$64 | \$62 | \$35 | \$35 |
| Wind | \$61 | \$43 | \$29 | \$29 |
| Geothermal | \$59 | \$36 | \$22 | \$22 |
| Conservation/Efficiency | \$30 | \$15 | \$0 | \$0 |
| (figures in dollars per MWhr) | | | | |

The Case for Geothermal Energy

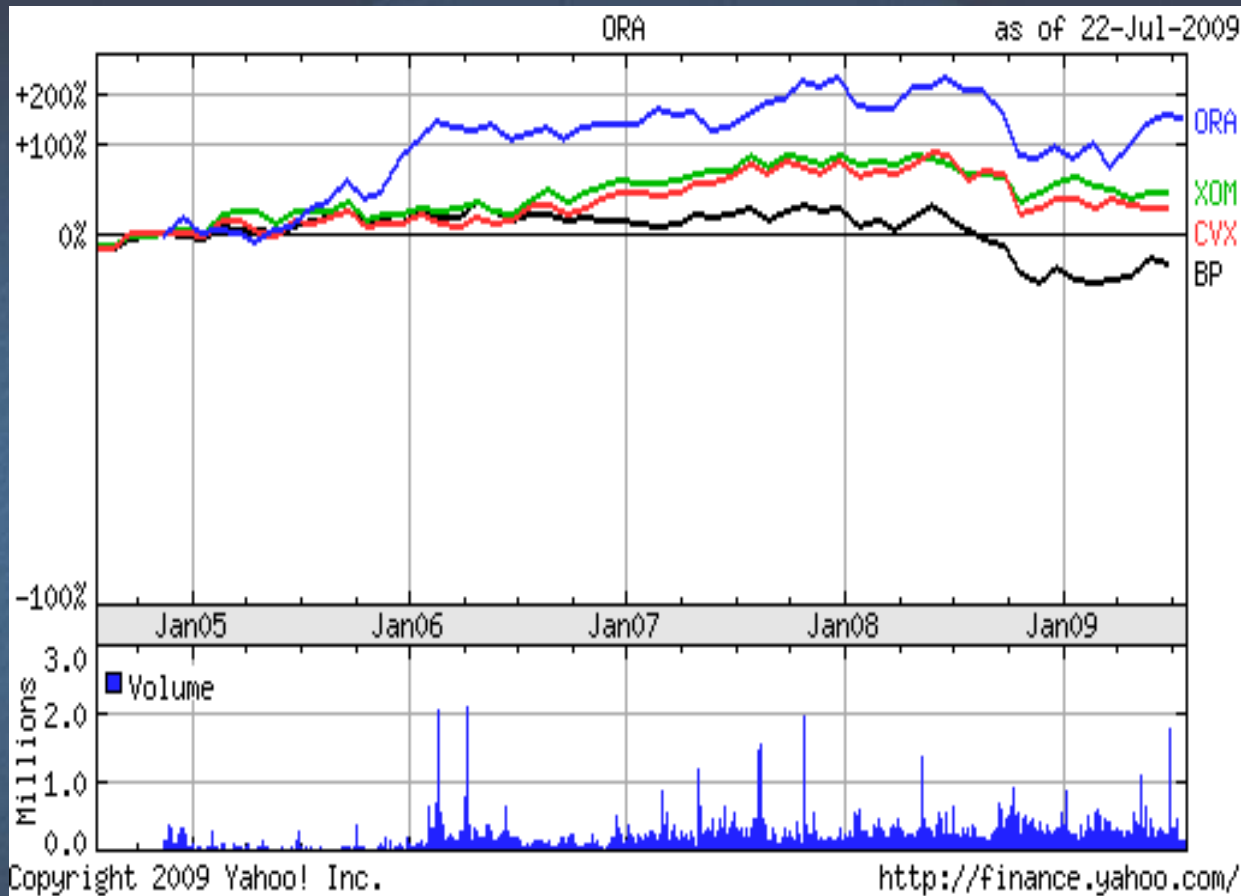
- Why has there not been more focus on Geothermal Energy?
 - Deloitte Study (funded by DOE) found that uncertainty – perceived as risk - is the main reason why other alternative resources have received greater focus.
- Remember:
 - Wind and Solar are Intermittent, geothermal is not
 - Cost More than geothermal
 - Are Geographically Limited, while geothermal is not
 - Require Large Land Areas, geothermal doesn't

Why Geothermal? Why Now?

- **The Economics have changed**
 - geothermal is now cost-competitive with petroleum, and lower cost than solar and wind.
- **The Resource Base has changed**
 - no longer only hydrothermal-magmatic but widely distributed geothermal heat flow is accessible
 - The extractable resource is (at least) 2000 times the annual demand of the US.
- **The regulations have, or will change**
 - Favoring non-CO₂ emitting energy sources



What Is Business Doing



Five Year Stock Price Trends
ORA = Ormat Technologies (geothermal)
XOM = ExxonMobil
CVX = Chevron
BP = British Petroleum

What Our Partners are doing

- Chevron is the largest producer of geothermal energy in the world, with operations in Indonesia and the Philippines.
- US energy companies Unocal and Gulf Resources are willing to invest US\$1.2 billion in geothermal and natural gas projects in the Philippines



Source: Chevron Geothermal

The Case for Geothermal Energy


- What is the Bureau doing now?
 - Cooperative work with SMU to develop searchable, useful database of information critical for economic analysis
 - Concentrating on resource definition throughout the State, and nationally and internationally
 - Applying the skills in reservoir characterization that are essential in economic decision-making.

Where is the Cutting Edge?

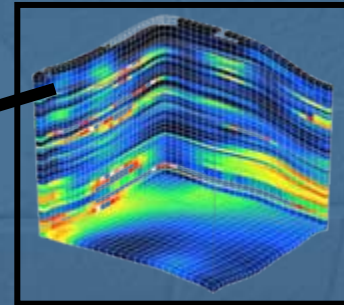
- Primary Focus is on Geopressured Zones having Thermal-Kinetic-Chemical Energy Content, next is deep sedimentary basins and then hot dry rock.
- Combining geothermal heat extraction using supercritical carbon dioxide may solve CO₂ problem, and provide more economical electricity generation.
 - ❑ Links geologic sequestration of CO₂ with non-polluting, renewable energy production
 - ❑ Results in improvement of heat extraction efficiency by 40% to 180% (Pruess, K. 2006)
 - ❑ Provides a methodology for coal fired power plants to recover the energy penalty incurred in CO₂ capture
- Metal – Organic heat carriers (MOHC) offer additional improvements in efficiency, at a cost.

The Bureau's Long Range Opportunities

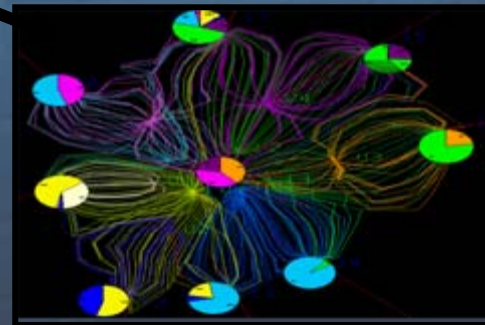
- Everything we have learned about petroleum reservoir characterization, development and production is applicable to Geothermal Development



Streamline Modeling
of Fluid Allocation Factors



3-D Geo-Model



Streamline Fluid
Allocation Factors

Source: BEG and I-Reservoir, Inc.

THE POTENTIAL OF GEOTHERMAL ENERGY

Summary

- Not just magmatic hot spots, not geographically limited
- Less costly than crude oil, solar or wind, in ¢ per KWhr
- Largest return on investment of R&D Dollars
- Renewable, small footprint, negligible emissions
- Existing skills in reservoir characterization, flow modeling and carbon sequestration are directly applicable to geothermal energy assessment and development.



Iceland



Thank you