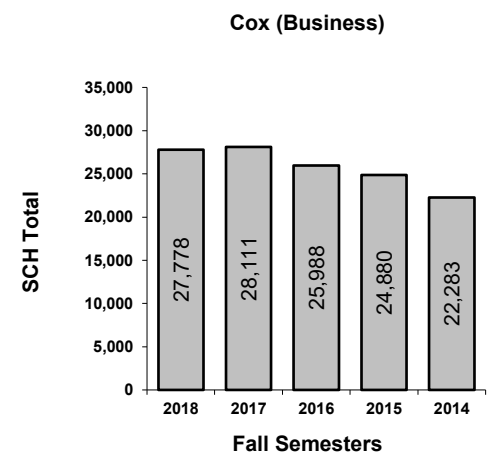
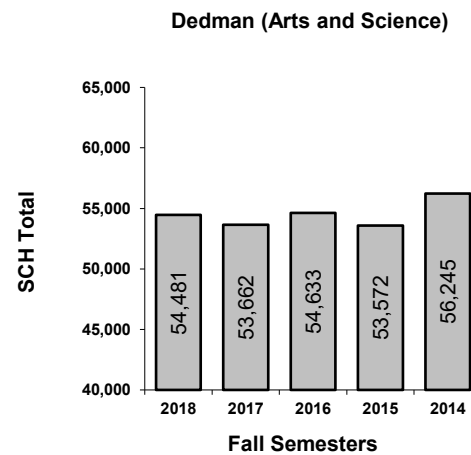
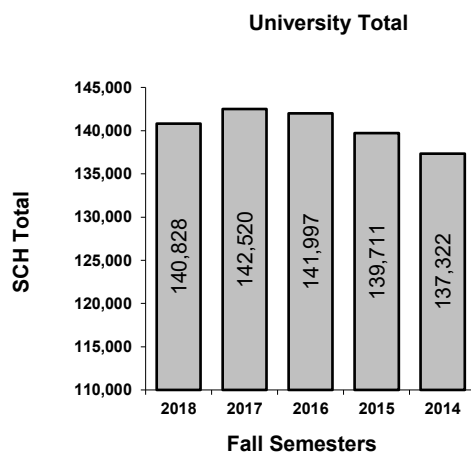




Semester Credit Hours by School/College

School/College	2018	2017	2016	2015	2014
	SCH Total	SCH Total	SCH Total	SCH Total	SCH Total
Meadows (Fine Arts)	15,112	15,053	15,839	16,070	15,786
Cox (Business)	27,778	28,111	25,988	24,880	22,283
Dedman (Arts and Science)	54,481	53,662	54,633	53,572	56,245
Lyle (Engineering)	15,753	17,260	17,176	16,986	16,817
International Center	528	696	708	840	396
Law	10,820	11,189	10,959	10,836	11,373
Guildhall	891	1,135	1,467	1,442	1,370
Simmons (Education)	11,986	11,911	11,964	11,966	10,358
Perkins (Theology)	1,750	1,661	1,949	2,489	2,695
Research & Graduate Studies	1,729	1,842	1,314	630	0
University Total	140,828	142,520	141,997	139,711	137,322

Source: Registrar Report "Credit Hours Produced by School and Level of Instruction"



NOTE: The absolute scale is different on the first three charts but the scale range is the same as all the others

