

### Semester Credit Hours by School/College

School/College	2014 SCH Total	2013 SCH Total	2012 SCH Total	2011 SCH Total	2010 SCH Total
Meadows (Fine Arts)	15,786	15,898	16,118	15,402	15,004
Cox (Business)	22,283	21,025	21,198	20,857	21,354
Dedman (Arts and Science)	56,245	55,225	54,546	55,038	55,762
Lyle (Engineering)	16,817	15,656	14,668	14,172	13,044
International Center	396	504	252	420	210
Law	11,373	11,493	11,850	12,414	13,166
Guildhall	1,370	1,734	2,006	1,964	1,644
Simmons (Education)	10,358	9,553	9,464	8,919	8,413
Perkins (Theology)	2,695	2,606	2,841	2,917	2,653
Enrollement Services		21			
<b>University Total</b>	<b>137,322</b>	<b>133,715</b>	<b>132,943</b>	<b>132,103</b>	<b>131,250</b>

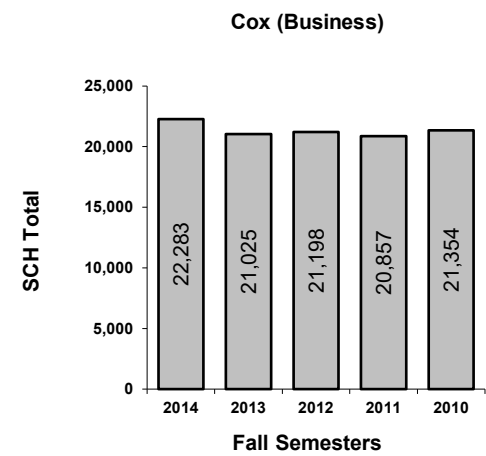
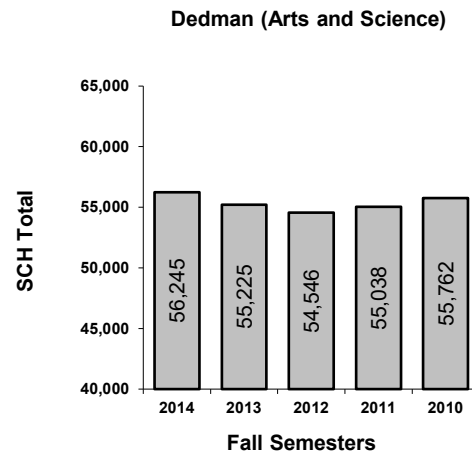
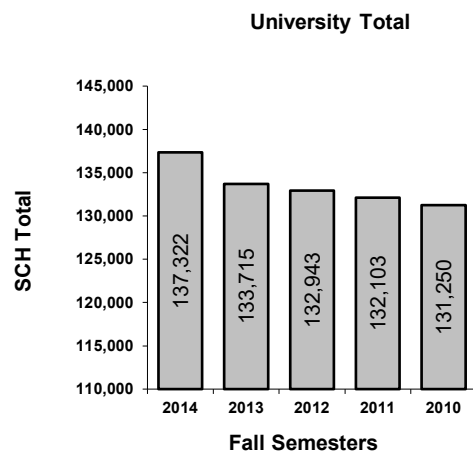
Source: Registrar Report "Credit Hours Produced by School and Level of Instruction"

<sup>1</sup> Effective Spring 2003 Education courses were counted separately

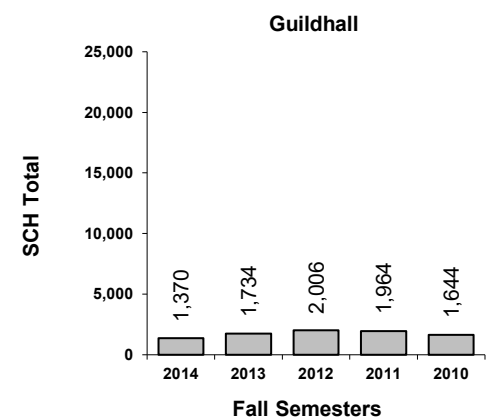
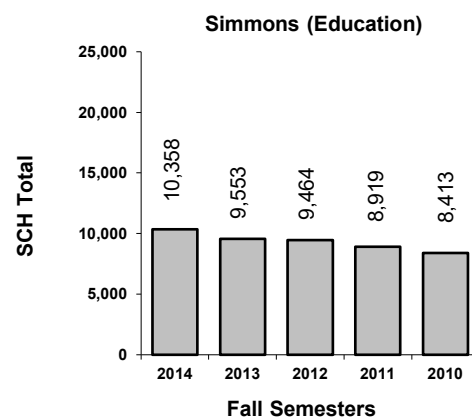
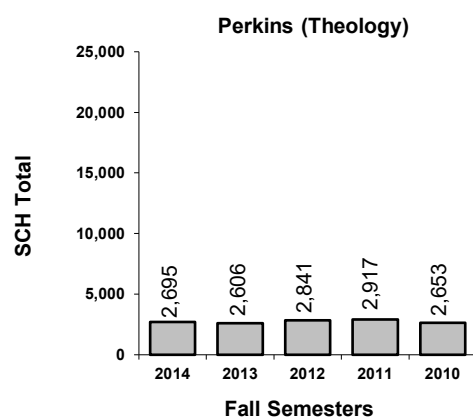
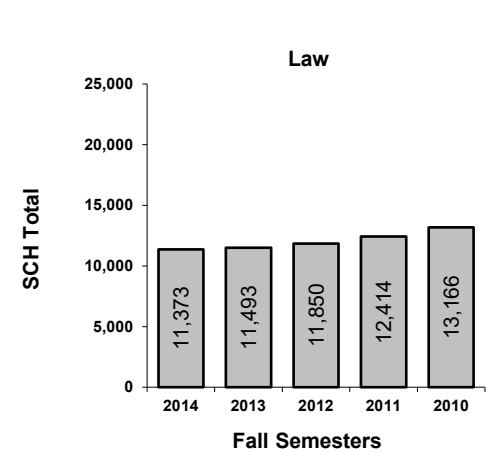
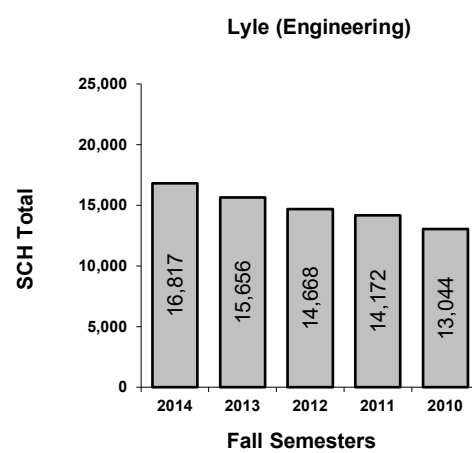
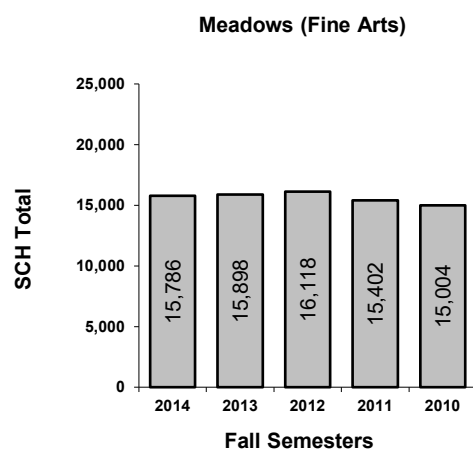
<sup>1</sup> Effective Fall 2003 Graduate Bilingual Education courses previously counted in Dedman moved to Education

<sup>2</sup> In Fall 2006 MLA was combined with Education

<sup>3</sup> Beginning Fall 2013 credit hours generated by students in NDGCS and NDUCS programs are reported under Enrollment Services and not under Simmons



NOTE: The absolute scale is different on the first two charts but the scale range is the same as all the others



See <sup>1</sup> note above about Education