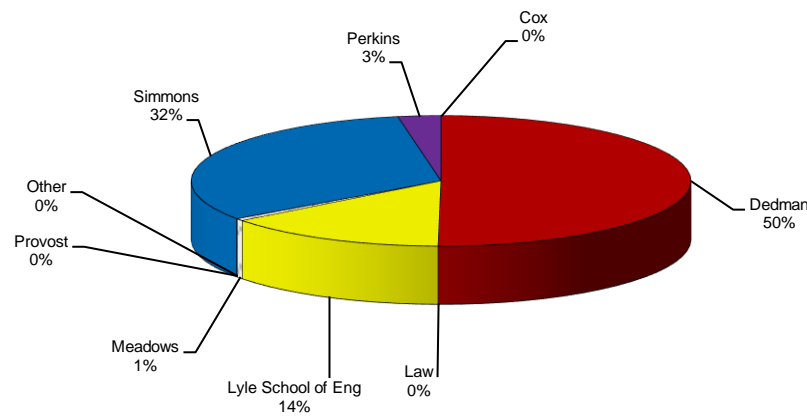


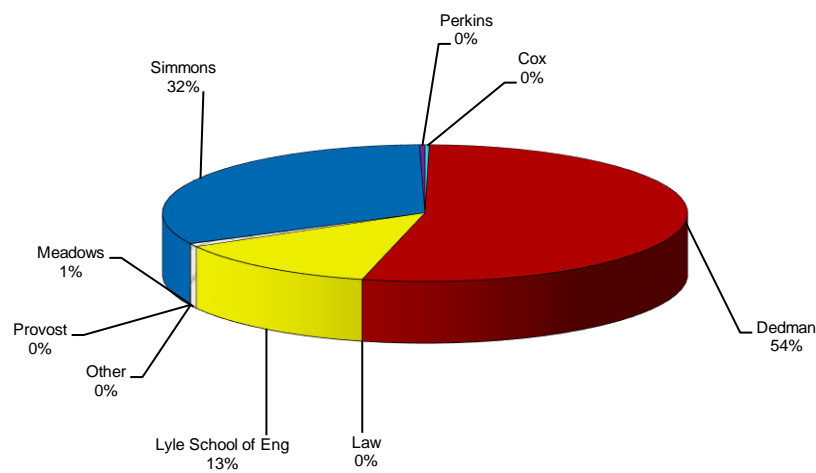
### Distribution of Funds for Sponsored Research

|                    | 2013-14             | 2012-13             | 2011-12             | 2010-11             | 2009-10             |
|--------------------|---------------------|---------------------|---------------------|---------------------|---------------------|
| Cox                | \$0                 | \$50,000            | \$143,664           | \$218,676           | \$0                 |
| Dedman             | \$15,623,293        | \$10,671,048        | \$10,355,223        | \$9,255,623         | \$18,492,123        |
| Law                | \$0                 | \$0                 | \$0                 | \$0                 | \$0                 |
| Lyle School of Eng | \$4,488,691         | \$2,576,430         | \$7,847,628         | \$8,501,606         | \$4,850,889         |
| Meadows            | \$168,935           | \$144,017           | \$0                 | \$0                 | \$97,000            |
| Other              | \$20,000            | \$20,000            | \$20,000            | \$0                 | \$0                 |
| Provost            | \$0                 | \$0                 | \$0                 | \$20,000            | \$0                 |
| Simmons            | \$9,967,160         | \$6,382,520         | \$3,976,100         | \$3,318,088         | \$2,204,819         |
| Perkins            | \$865,515           | \$68,201            | \$66,868            | \$300,000           | \$0                 |
| <b>Total</b>       | <b>\$31,133,594</b> | <b>\$19,912,216</b> | <b>\$22,409,483</b> | <b>\$21,613,993</b> | <b>\$25,644,831</b> |

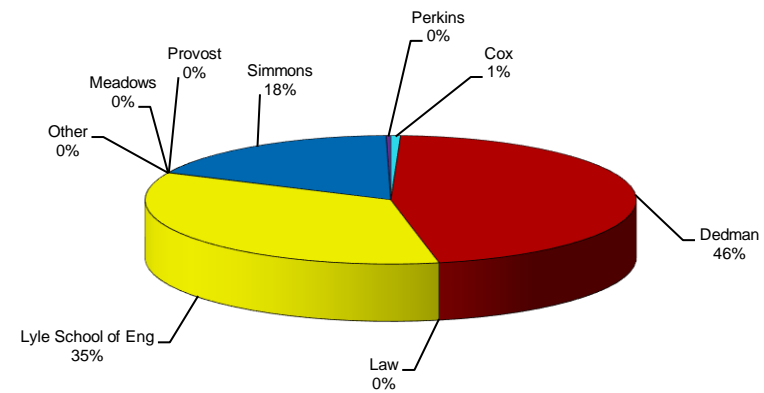
2013-14



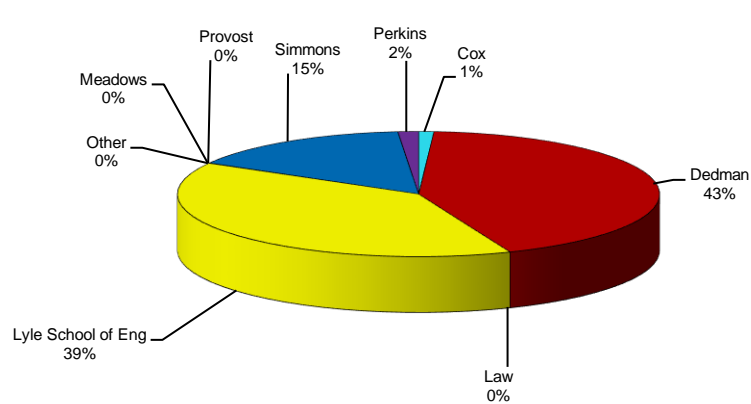
2012-13



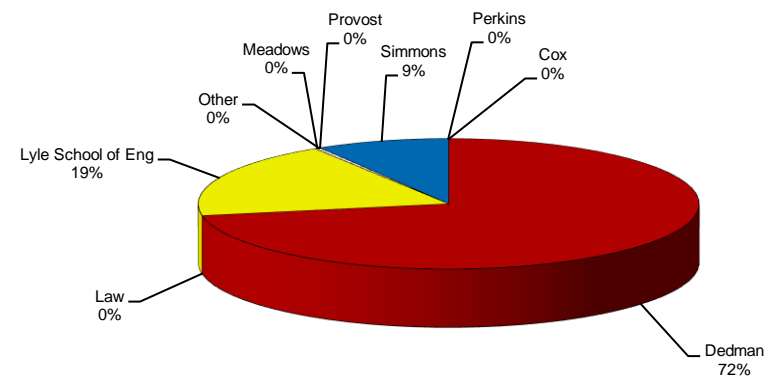
2011-12



2010-11



2009-10



Note - "Other" 2013-14, 2012-13 and 2011-12 funding is SMU Libraries.