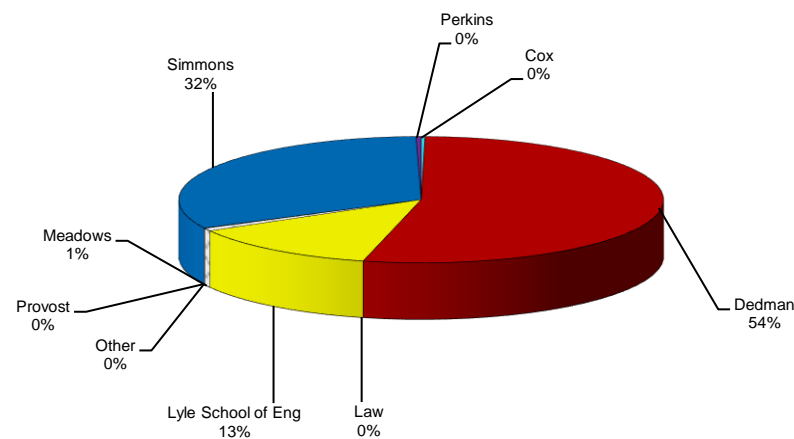


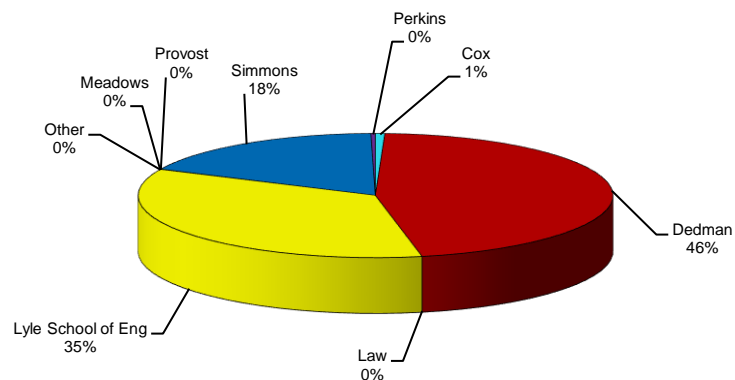
Distribution of Funds for Sponsored Research

	2012-13	2011-12	2010-11	2009-10	2008-09
Cox	\$50,000	\$143,664	\$218,676	\$0	\$90,067
Dedman	\$10,671,048	\$10,355,223	\$9,255,623	\$18,492,123	\$8,863,366
Law	\$0	\$0	\$0	\$0	\$0
Lyle School of Eng	\$2,576,430	\$7,847,628	\$8,501,606	\$4,850,889	\$5,165,851
Meadows	\$144,017	\$0	\$0	\$97,000	\$10,000
Other	\$20,000	\$20,000	\$0	\$0	\$0
Provost	\$0	\$0	\$20,000	\$0	\$5,000
Simmons	\$6,382,520	\$3,976,100	\$3,318,088	\$2,204,819	\$2,401,201
Perkins	\$68,201	\$66,868	\$300,000	\$0	\$0
Total	\$19,912,216	\$22,409,483	\$21,613,993	\$25,644,831	\$16,535,485

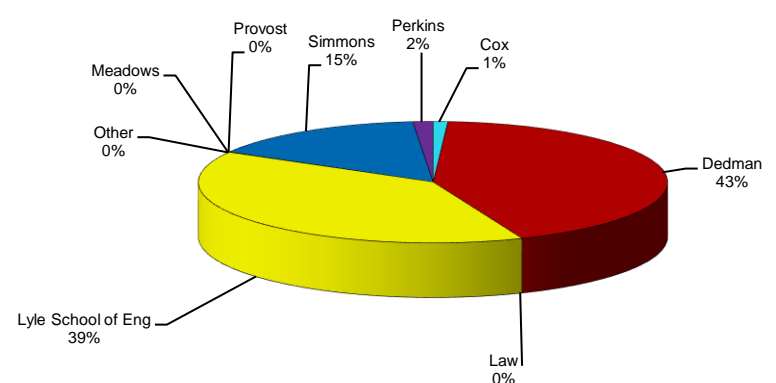
2012-13



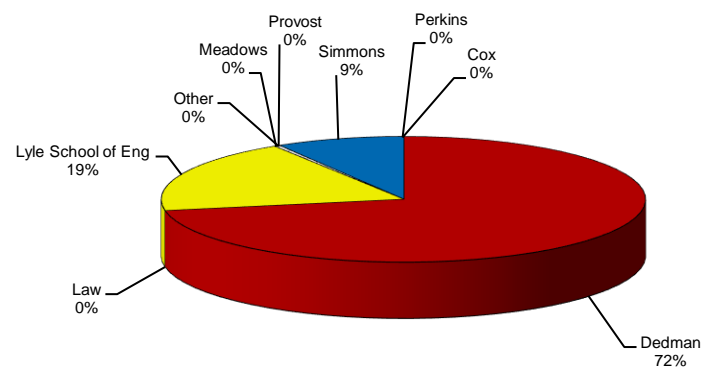
2011-12



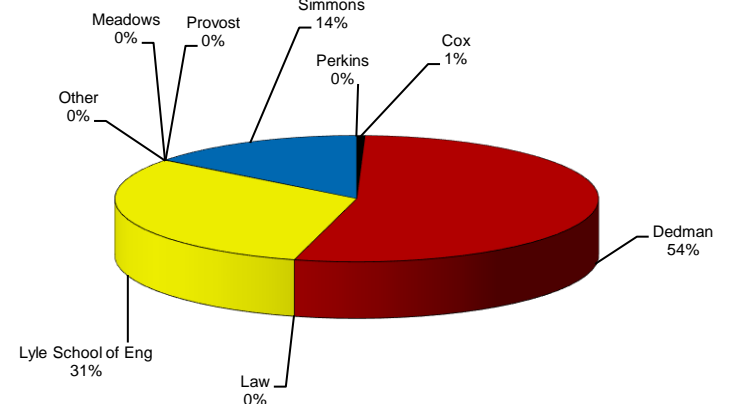
2010-11



2009-10



2008-09



Source: SMU Research Magazine, academic years 2003-2007, Table 3.
Note - "Other" 2012-13 and 2011-12 funding is SMU Libraries.