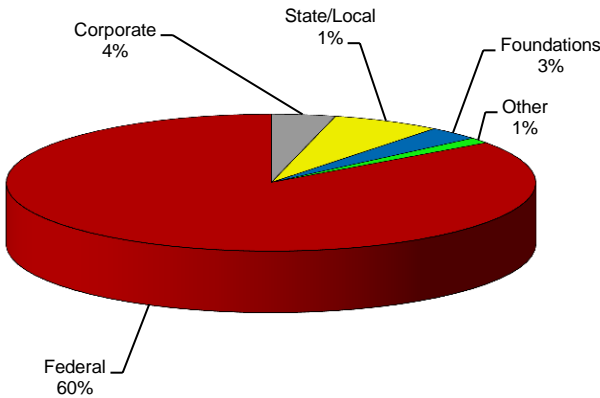




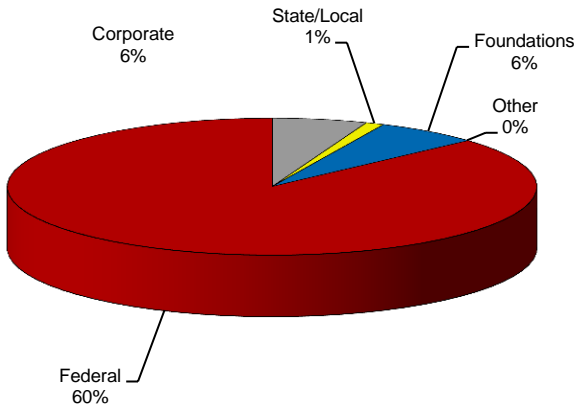
Sponsored Research Awards by Sources of Funding

| | 2011-12 | 2010-11 | 2009-10 | 2008-09 | 2007-08 |
|--------------|---------------------|---------------------|---------------------|---------------------|---------------------|
| Corporate | \$876,739 | \$1,254,435 | \$720,950 | \$1,741,506 | \$6,330,032 |
| State/Local | \$1,495,436 | \$242,243 | \$353,840 | \$317,882 | \$265,821 |
| Foundations | \$717,206 | \$1,373,997 | \$543,980 | \$956,671 | \$1,126,855 |
| Other | \$300,091 | \$0 | \$17,200 | \$45,000 | \$11,000 |
| Federal | \$19,020,011 | \$18,743,318 | \$24,008,861 | \$13,474,426 | \$11,719,352 |
| Total | \$22,409,483 | \$21,613,993 | \$25,644,831 | \$16,535,485 | \$19,453,060 |

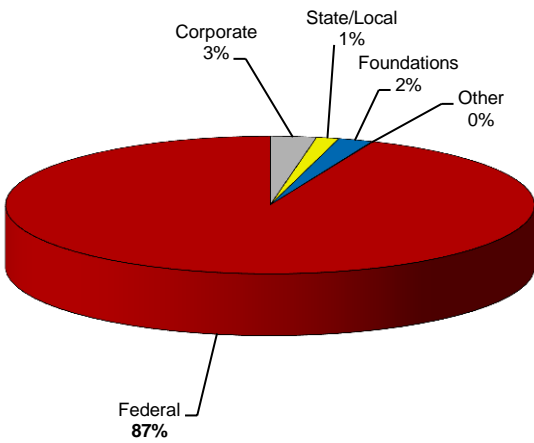
2011-12



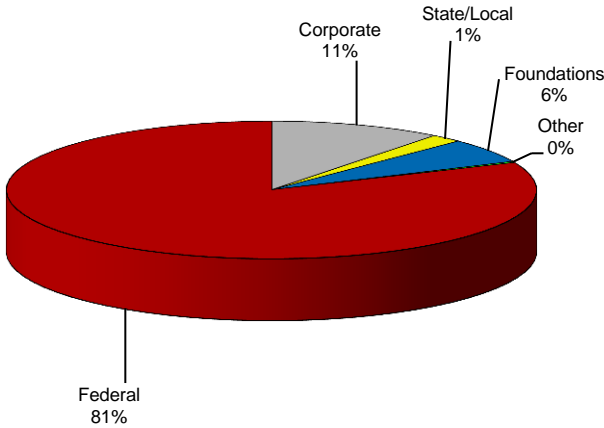
2010-11



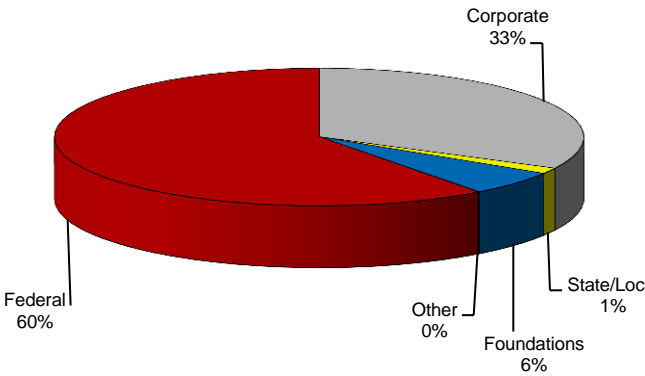
2009-10



2008-09



2007-08



Source: SMU Research Magazine, acedemic years 2003-2007, section c.