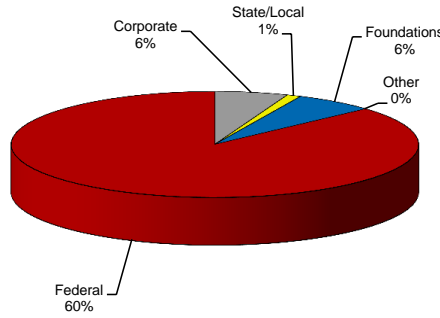




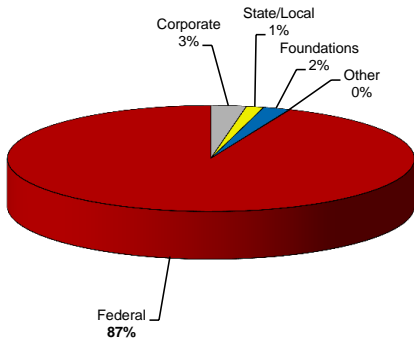
Sponsored Research Awards by Sources of Funding

	2010-11	2009-10	2008-09	2007-08	2006-07
Corporate	\$1,254,435	\$720,950	\$1,741,506	\$6,330,032	\$408,425
State/Local	\$242,243	\$353,840	\$317,882	\$265,821	\$148,036
Foundations	\$1,373,997	\$543,980	\$956,671	\$1,126,855	\$2,103,071
Other	\$0	\$17,200	\$45,000	\$11,000	\$0
Federal	\$18,743,318	\$24,008,861	\$13,474,426	\$11,719,352	\$17,874,721
Total	\$21,613,993	\$25,644,831	\$16,535,485	\$19,453,060	\$20,534,253

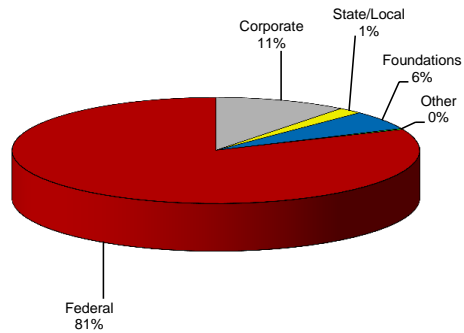
2010-11



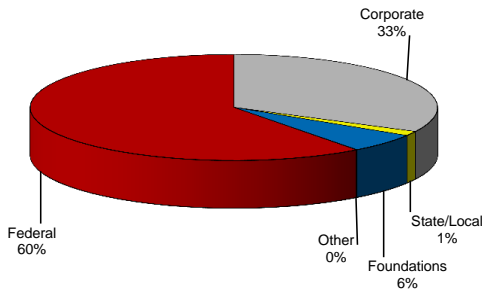
2009-10



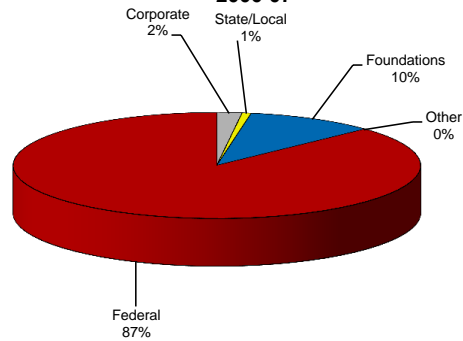
2008-09



2007-08



2006-07



Source: SMU Research Magazine, academic years 2003-2007, section c.