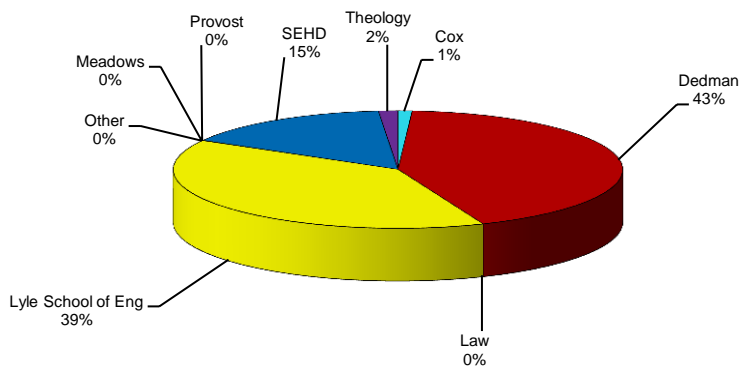


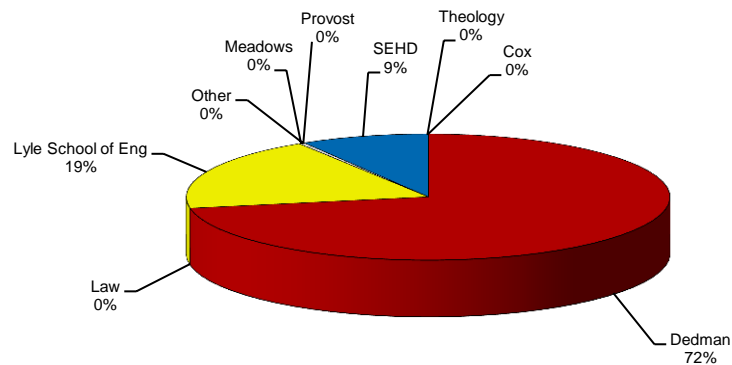
Distribution of Funds for Sponsored Research

	2010-11	2009-10	2008-09	2007-08	2006-07
Cox	\$218,676	\$0	\$90,067	\$0	\$0
Dedman	\$9,255,623	\$18,492,123	\$8,863,366	\$7,399,749	\$9,949,804
Law	\$0	\$0	\$0	\$0	\$1,636,380
Lyle School of Eng	\$8,501,606	\$4,850,889	\$5,165,851	\$9,277,802	\$5,764,143
Meadows	\$0	\$97,000	\$10,000	\$31,259	\$20,000
Other	\$0	\$0	\$0	\$97,000	\$0
Provost	\$20,000	\$0	\$5,000	\$10,000	\$5,000
SEHD	\$3,318,088	\$2,204,819	\$2,401,201	\$2,322,250	\$2,775,855
Theology	\$300,000	\$0	\$0	\$315,000	\$383,071
Total	\$21,613,993	\$25,644,831	\$16,535,485	\$19,453,060	\$20,534,253

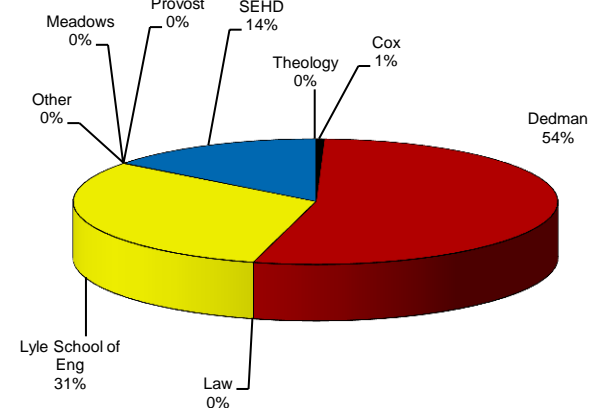
2010-11



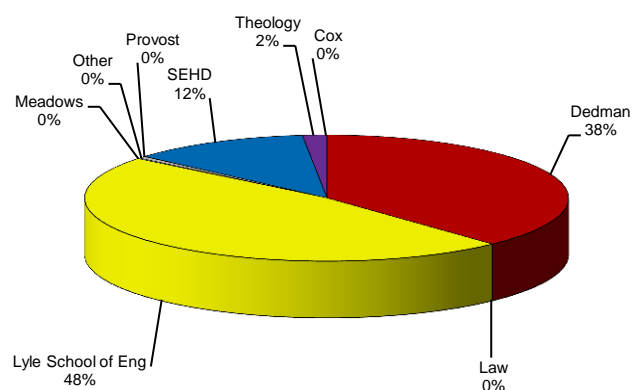
2009-10



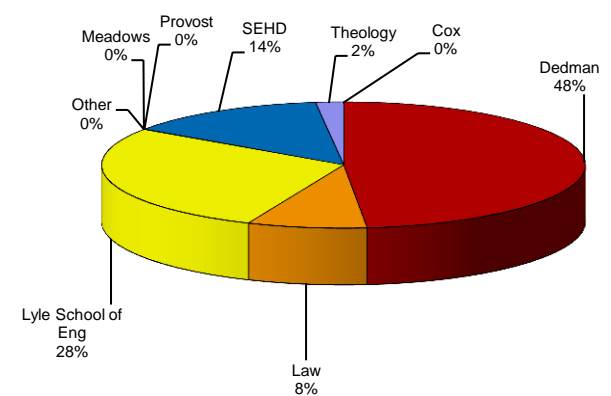
2008-09



2007-08



2006-07



Source: SMU Research Magazine, academic years 2003-2007, Table 3.
Note - "Other" 2007-08 funding is Ofc of Risk Mgmt, 2005-06 is Wellness.