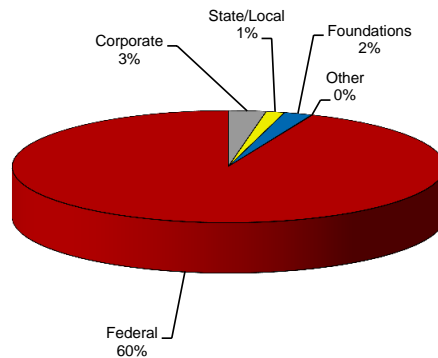




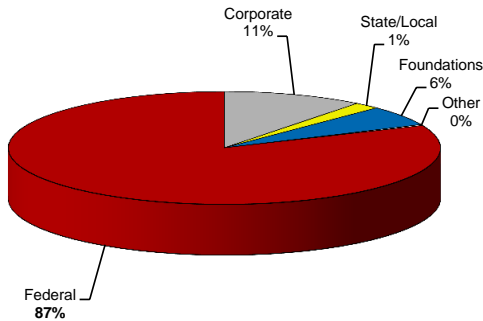
Sponsored Research Awards by Sources of Funding

	2009-10	2008-09	2007-08	2006-07	2005-06
Corporate	\$720,950	\$1,741,506	\$6,330,032	\$408,425	\$748,690
State/Local	\$353,840	\$317,882	\$265,821	\$148,036	\$82,528
Foundations	\$543,980	\$956,671	\$1,126,855	\$2,103,071	\$1,152,456
Other	\$17,200	\$45,000	\$11,000	\$0	\$124,135
Federal	\$24,008,861	\$13,474,426	\$11,719,352	\$17,874,721	\$13,346,356
Total	\$25,644,831	\$16,535,485	\$19,453,060	\$20,534,253	\$15,454,165

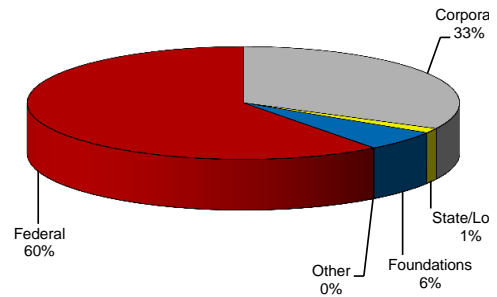
2009-10



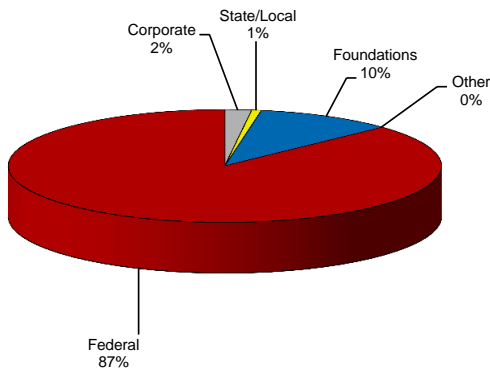
2008-09



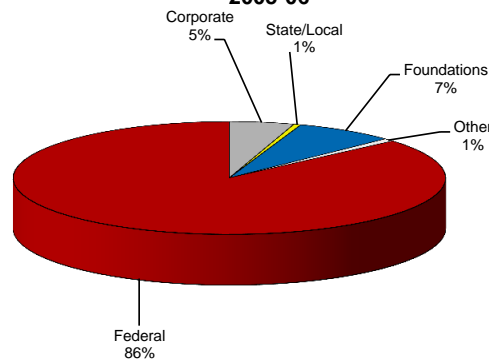
2007-08



2006-07



2005-06



Source: SMU Research Magazine, academic years 2003-2007, section c.