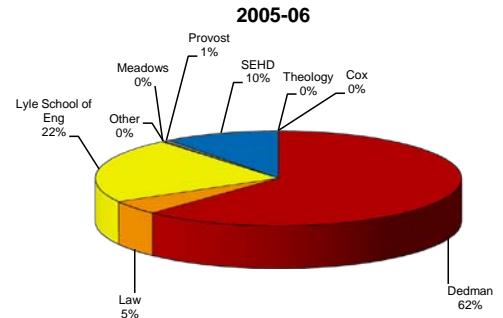
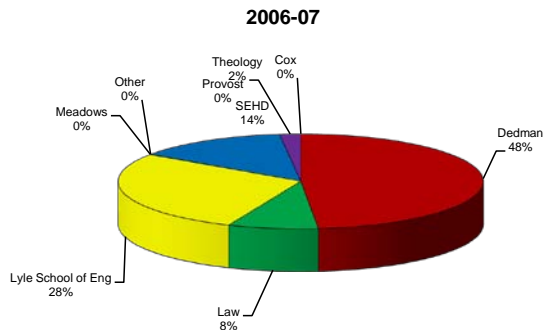
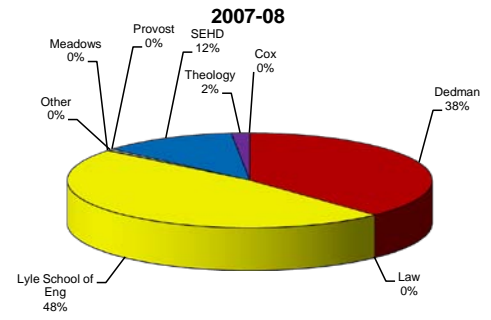
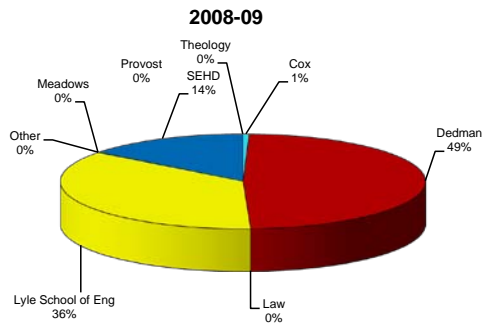
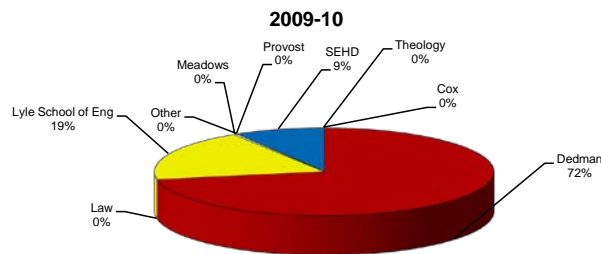


Distribution of Funds for Sponsored Research

| | 2009-10 | 2008-09 | 2007-08 | 2006-07 | 2005-06 |
|--------------------|---------------------|---------------------|---------------------|---------------------|---------------------|
| Cox | \$0 | \$90,067 | \$0 | \$0 | \$0 |
| Dedman | \$18,492,123 | \$8,058,612 | \$7,399,749 | \$9,949,804 | \$9,583,820 |
| Law | \$0 | \$0 | \$0 | \$1,636,380 | \$742,108 |
| Lyle School of Eng | \$4,850,889 | \$5,955,605 | \$9,277,802 | \$5,764,143 | \$3,428,675 |
| Meadows | \$97,000 | \$10,000 | \$31,259 | \$20,000 | \$18,000 |
| Other | \$0 | \$0 | \$97,000 | \$0 | \$1,000 |
| Provost | \$0 | \$5,000 | \$10,000 | \$5,000 | \$104,000 |
| SEHD | \$2,204,819 | \$2,401,201 | \$2,322,250 | \$2,775,855 | \$1,576,562 |
| Theology | \$0 | \$0 | \$315,000 | \$383,071 | \$0 |
| Total | \$25,644,831 | \$16,520,485 | \$19,453,060 | \$20,534,253 | \$15,454,165 |



Source: SMU Research Magazine, academic years 2003-2007, Table 3.
Note - "Other" 2007-08 funding is Ofc of Risk Mgmt, 2005-06 is Wellness.