



Semester Credit Hours by School/College

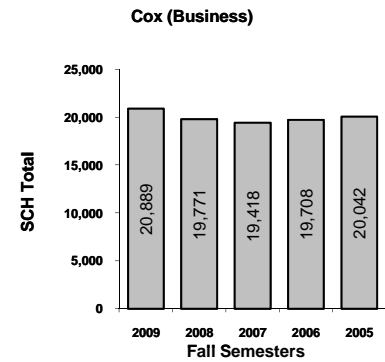
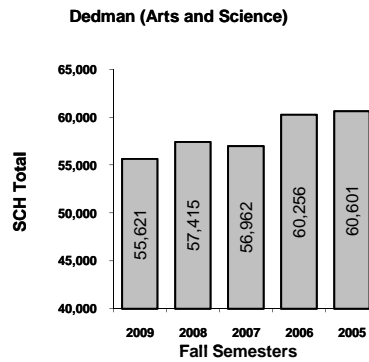
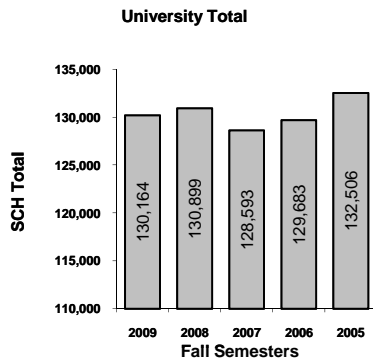
School/College	2009	2008	2007	2006	2005
	SCH Total	SCH Total	SCH Total	SCH Total	SCH Total
Meadows (Fine Arts)	15,715	16,185	16,225	16,514	17,971
Cox (Business)	20,889	19,771	19,418	19,708	20,042
Dedman (Arts and Science)	55,621	57,415	56,962	60,256	60,601
Lyle (Engineering)	13,213	12,877	12,549	12,830	13,726
International Center	60	0	0	0	0
Law	12,482	13,207	13,837	12,907	12,775
MLA	0	0	0	0	1,646
Guildhall	1,619	1,755	0	0	0
Simmons (Education)	8,068	6,922	6,461	4,077	2,325
Perkins (Theology)	2,497	2,768	3,142	3,392	3,420
University Total	130,164	130,899	128,593	129,683	132,506

Source: Registrar Report "Credit Hours Produced by School and Level of Instruction"

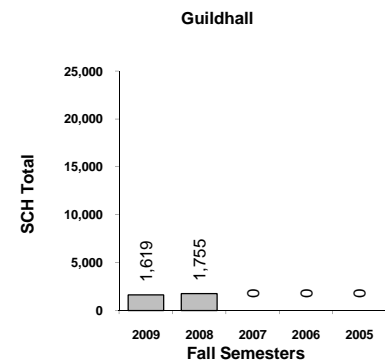
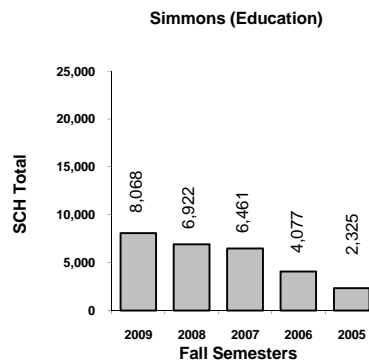
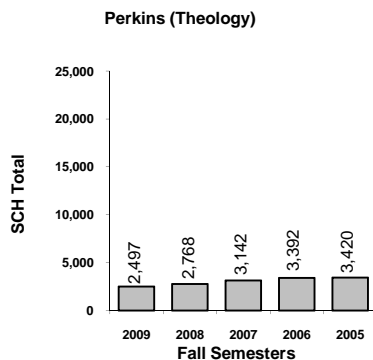
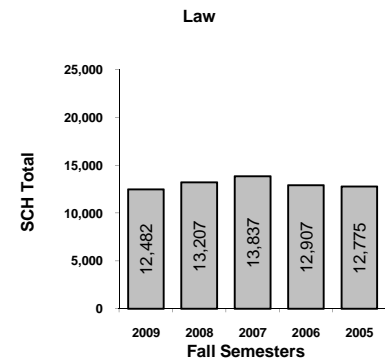
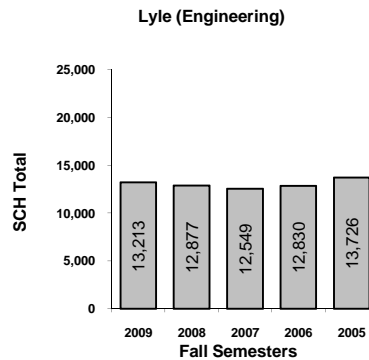
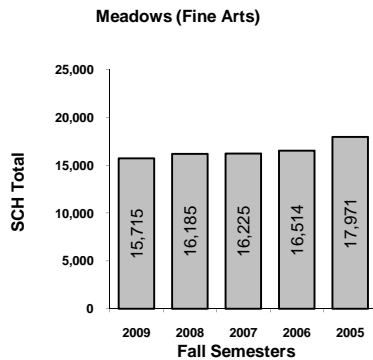
¹ Effective Spring 2003 Education courses were counted separately

¹ Effective Fall 2003 Graduate Bilingual Education courses previously counted in Dedman moved to Education

² In Fall 2006 MLA was combined with Education



NOTE: The absolute scale is different on the first two charts but the scale range is the same as all the others



See ¹ note above about Education