



Semester Credit Hours by School/College

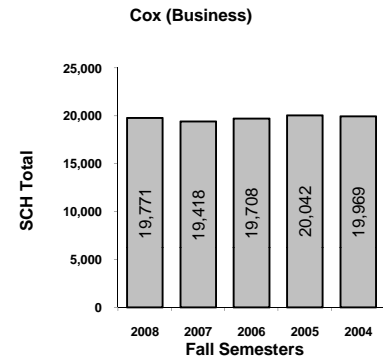
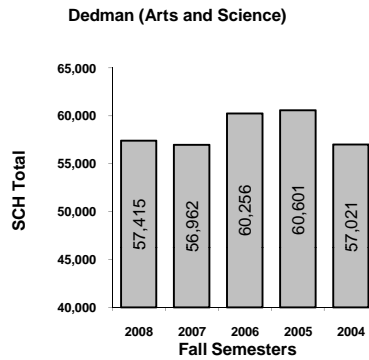
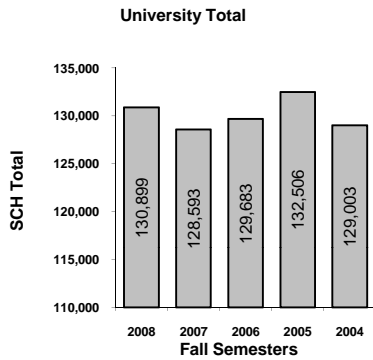
School/College	2008	2007	2006	2005	2004
	SCH Total	SCH Total	SCH Total	SCH Total	SCH Total
Meadows (Fine Arts)	16,185	16,225	16,514	17,971	18,074
Cox (Business)	19,771	19,418	19,708	20,042	19,969
Dedman (Arts and Science)	57,415	56,962	60,256	60,601	57,021
Engineering	12,877	12,549	12,830	13,726	13,801
Law	13,207	13,837	12,907	12,775	12,775
MLA	0	0	0	1,646	1,610
Guildhall	1,755	0	0	0	0
Education	6,922	6,461	4,077	2,325	2,143
Perkins (Theology)	2,768	3,142	3,392	3,420	3,536
University Total	130,899	128,593	129,683	132,506	129,003

Source: Registrar Report "Credit Hours Produced by School and Level of Instruction"

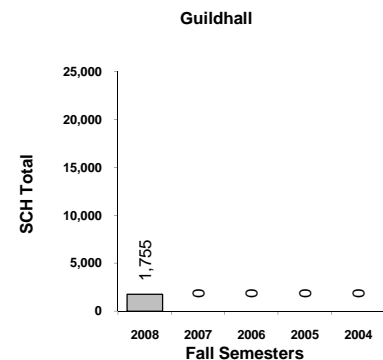
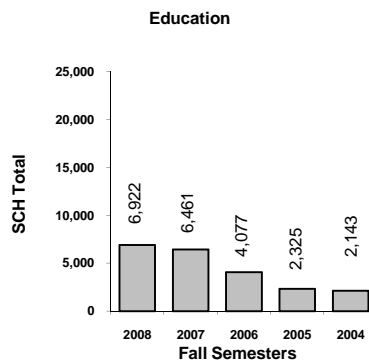
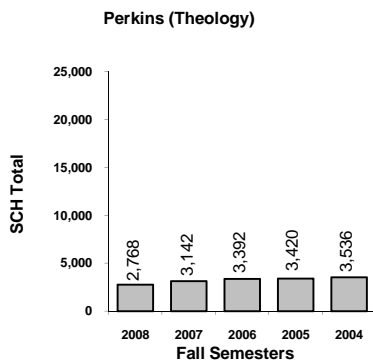
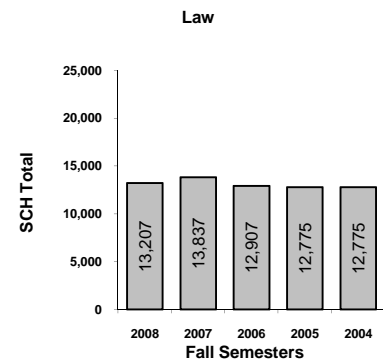
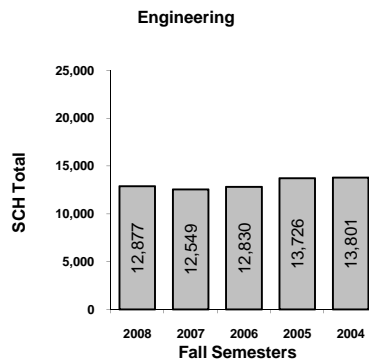
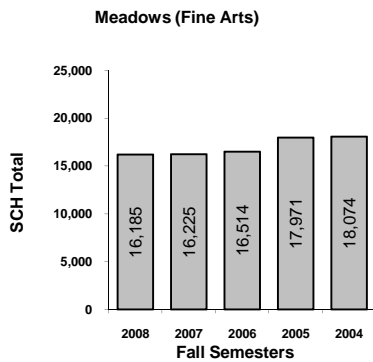
¹ Effective Spring 2003 Education courses were counted separately

¹ Effective Fall 2003 Graduate Bilingual Education courses previously counted in Dedman moved to Education

² In Fall 2006 MLA was combined with Education



NOTE: The absolute scale is different on the first two charts but the scale range is the same as all the others



See ¹ note above about Education