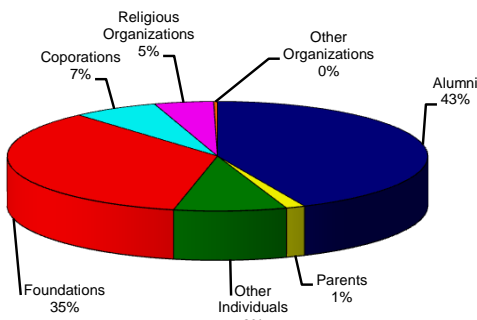




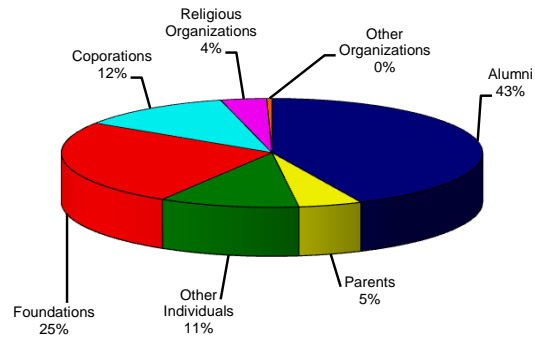
Gift Revenues by Source

	FY 2007	FY 2006	FY 2005	FY 2004	FY 2003
Alumni	\$29,503,813	\$24,594,226	\$13,992,730	\$16,609,939	\$11,439,986
Parents	\$1,007,780	\$2,779,941	\$1,071,708	\$894,126	\$767,108
Other Individuals	\$5,901,216	\$6,114,740	\$4,356,031	\$3,637,181	\$4,699,035
Foundations	\$24,009,815	\$14,557,874	\$10,217,585	\$17,009,035	\$12,278,251
Coporations	\$4,525,833	\$6,786,142	\$5,749,798	\$6,814,251	\$7,227,011
Religious Organizations	\$3,113,792	\$2,008,167	\$2,191,590	\$2,636,128	\$2,325,333
Other Organizations	\$199,760	\$232,521	\$149,118	\$168,723	\$239,563
Total	\$68,262,009	\$57,073,611	\$37,728,560	\$47,769,383	\$38,976,287

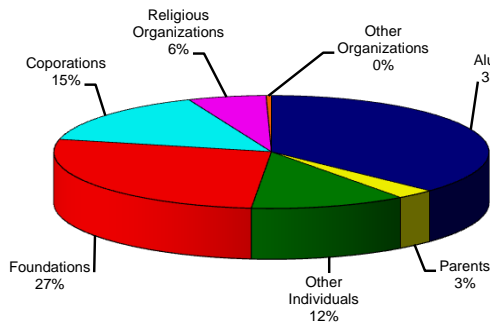
FY 2007



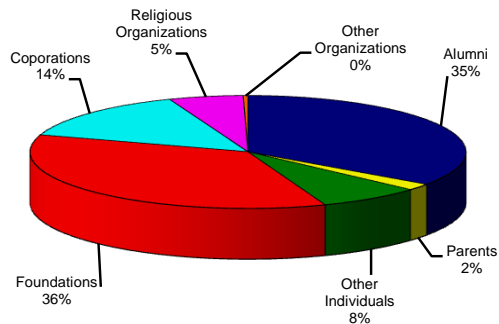
FY 2006



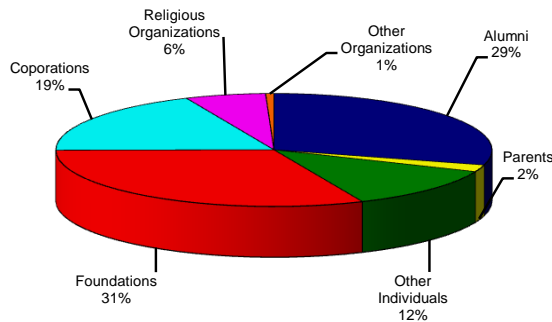
FY 2005



FY 2004



FY 2003



Source: Council for Aid to Education, Voluntary Support of Education Survey FY's 2001-2005, Section 3d. Gift Income Summary