

SET UP YOUR ACCOUNT



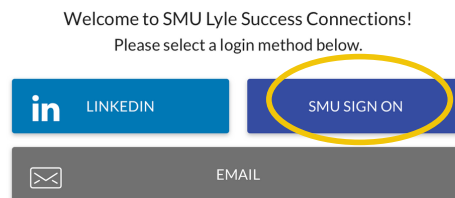
STEP 1

Go to:
lylesuccessconnections
smu.edu
or scan this QR code:




STEP 2

Click on "SMU Sign On"



STEP 3

Use you SMU ID and password,
and accept the DUO Verification



Username
47725310

Password
.....

STEP 4

Select your status as "Student" or
"Staff"

I'M JOINING AS A...

STUDENT
I'm a current student looking for academic, college and career advice.

ALUMNI
I'm happy to share my experience to help students.

FACULTY & STAFF
I'm happy to share my experience to help students.

OTHER PROFESSIONAL
I'm happy to share my experience to help students.

CAREER ADVISOR
I'm joining as a Career Advisor.

CONTINUE

STEP 5

If you wish to join a program or community, **select the ones you want to join**. You may join communities at any time, but please note that program acceptance typically occurs at the beginning of the fall semester.

STEP 6

Add a profile picture and fill
in your personal details

MY QUICK BIO



Change Photo / Take Picture

Profiles with your photo are more likely to receive connection requests.

Headline*

Junior at Lyle School of Engineering, SMU. VP of SHPE SMU. Baking Enthusiast.

Examples: Teacher, Social Entrepreneur, Tech Enthusiast, etc.

Your Location*

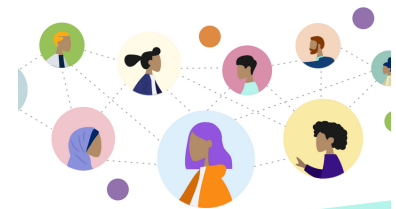
Dallas, TX

Autofill not working? [Click here](#)

STEP 7

Get started & **connect**
with people!

You're done with set up. Now just answer a few questions to get matched with meaningful connections.



Let's Go!