



SMU

DEDMAN SCHOOL OF LAW

Office of Admissions

June 10, 2019

Welcome!

The countdown has begun. Soon, you and your fellow first-years will begin the journey to becoming lawyers. It's an exciting time for all of us as we look forward to meeting and working with you.

In this packet, you will find important information about obtaining a student ID card and virtual parking permit, signing up for SMU health insurance, preparing for the first day of class, and much more. Pay special attention to the Summer Checklist, as it provides a summary of the things you need to do before school starts. The registrar will enroll you in your fall classes by the end of July. There are certain tasks that can only be completed after that is done. Once you are enrolled in classes, you will be able to see your class schedule by logging into my.SMU.edu.

New student orientation will be held **Tuesday, August 13, Wednesday, August 14, and Thursday, August 15. Attendance is mandatory.** There will be a variety of sessions that will help prepare you for your first-year classes so you can begin your law school career with confidence. At orientation, you will also be introduced to members of our faculty, upperclassmen, and law school staff.

Congratulations again on your admission to SMU Dedman School of Law. You are now a part of an association of close-knit students, successful alumni, and talented faculty. We look forward to seeing you soon.

Sincerely,

A handwritten signature in blue ink that reads "Heather Stovall".

Heather Stovall '14

Associate Director of Admissions

World Changers Shaped Here

Southern Methodist University PO Box 750110 Dallas TX 75275-0110

214-768-2550 Fax 214-768-2549 smu.edu/law

Summer Checklist

Join the Admitted Students Facebook page

If you haven't already done so, ask to join the "[SMU Dedman Law 2019-2020 Admitted Students](#)" Facebook page.

Check the Admitted Students Website

Keep an eye on the [Admitted Students Website](#) for important information and reminders.

Find a place to live

Consult the documents on the [Admitted Students Website](#) (under "Ready, Set, Law School") for housing ideas and possible roommates.

Send your transcript

The American Bar Association (ABA) requires that your official transcript from your degree-granting undergraduate institution be included in your law school file. This must be an official transcript stating that your undergraduate degree was conferred and the date of graduation. The copy sent to LSAC does not suffice. You will not be registered for classes if we do not receive your transcript by **June 30, 2019**.

Your official transcript may be mailed directly to SMU Dedman School of Law, Admissions Office, P.O. Box 750110, Dallas, Texas 75275 or sent via email to lawadmit@smu.edu.

Send character and fitness updates

You are under a continuing obligation to notify the school in writing of any criminal or disciplinary matters that occur before or after admission and during your enrollment. This includes any citations or charges other than Class C misdemeanor traffic violations. If you have been cited or charged with any violation of the law (regardless of disposition) or you have received any scholastic disciplinary action, you must email the Admissions Office at lawadmit@smu.edu to amend your application. Please include your LSAC number in the email. Failure to amend your application as required could result in the revocation of your admission.

Prepare for orientation

In preparation for orientation activities, you will need to purchase and read *Open Book: The Inside Track to Law School Success* (2nd ed.) by Barry Friedman and John C.P. Goldberg. Note: be sure to get the second edition, NOT the first edition.

Your professors have assigned the first six chapters of this book to read prior to orientation. Several orientation sessions will be based upon these chapters of this book, AKA your “Orientation Book,” so it is very important that you read these chapters before you arrive for orientation and bring it with you each day of orientation. Your professors strongly suggest that you read the remainder of the Orientation Book (Parts II & III) during the first month of the semester to understand how class preparation and participation lead to successful preparation and performance on your final examinations.

Stay tuned! One of your sessions at orientation on Thursday, August 15, will also require that you read materials before the session. You will receive more information, including the additional reading, later this summer via email.

View the orientation videos

Later this summer, a set of videos will be posted under “Ready, Set, Law School” on the [Admitted Students Website](#). **Viewing these videos is mandatory**, and you will put yourself at a disadvantage if you do not watch them before orientation begins. We will alert you via email and on the Facebook page when the videos are added to the website and ready to view.

Save the dates for orientation

Mandatory orientation for all incoming JD students will be held **all day on Tuesday, August 13, Wednesday, August 14, and Thursday, August 15**. The first day of classes is Monday, August 19. Please check the [Admitted Students Website](#) throughout the summer for updates about orientation. We will also send you more information about orientation this summer, but here are the main things you need to know.

Tuesday, August 13: On Tuesday, you will meet your new classmates, hear from local bar association representatives, meet your student mentors and some professors, and attend sessions designed to prepare you for class. Lunch will be provided. Dress is casual. Your Student Bar Association (SBA) mentors will host a casual get-together after formal orientation activities end for the day. You should bring your Orientation Book, a notepad, and a pen.

Wednesday, August 14: On Wednesday, you will attend a variety of sessions and a luncheon with alumni. Dress is business or business casual. Because our alumni guests will be coming from work, suits are appropriate for everyone. If you do not have a suit, pants and a dress shirt are acceptable for men, and women may wear either a skirt or pants with a blouse, or a dress. You should bring your Orientation Book, a notepad, and a pen.

Thursday, August 15: On Thursday, you will hear from your legal writing professors, and attend sessions to help you expand your ability to strategically communicate with anyone, anywhere. Dress is casual. We will give you a t-shirt on Tuesday for you to wear on Thursday. Lunch will be provided. The SBA is planning a social event to begin around 4:30 p.m. after orientation ends. You should wear cool, comfortable clothes with your t-shirt, as lunch and the social event will be outside. You should bring your Orientation Book, a notepad, and a pen. We recommend bringing your materials in a backpack and leaving computers at home.

 *Tell us your t-shirt size*

Please click on this link to submit your size preference for a t-shirt that we will give you at orientation:

[SMU Law Inns of Court T-Shirt Sign-Up](#)

Your t-shirt size is due by 5:00 P.M. on July 12!

 *Get a meningitis immunization if you are under 22*

Texas state law requires any student entering a Texas college or university under the age of 22 to be immunized for bacterial meningitis before attending classes. The university will place a hold on your account and you will not be registered for classes if you are under 22 years old and have not provided proof of a meningitis vaccine. You must submit proof of vaccination to the Dr. Bob Smith Health Center.

 *Complete your health history form*

Form and directions are available here:

<https://www.smu.edu/StudentAffairs/HealthCenter/FrontDesk/HealthHistory>

Ways to submit:

- mail (Dr. Bob Smith Health Center, P.O. Box 750195, Dallas, Texas 75275-0195)
- email (healthcenter@smu.edu)
- fax (214-768-2151)

The earlier you submit this form, the better. You may check your account to verify receipt by going to: [my.SMU.edu](#), Student Homepage, Health Center, Health History.

Elect or waive health insurance

After the registrar has enrolled you in your classes (by the end of July), you must either enroll in or waive the Student Health Insurance Plan (SHIP) at: my.SMU.edu, Student Homepage, Health Center, Mandatory Health Insurance.

The deadline to waive out of SHIP for the fall of 2019 is **August 7, 2019**.

More information is attached as a handout, or available at:

<http://www.smu.edu/StudentAffairs/HealthCenter/Insurance>.

Please make a note that it will be necessary to elect or waive the Student Health Insurance EVERY semester.

Order a parking permit or DART pass

If you plan to bring a car to campus, you need a virtual permit to park. License Plate Recognition is used to validate your virtual parking permit. Approximately 48 hours after the registrar has put you into your classes (by the end of July), visit <http://smu.edu/parkingservices>. Make sure you have your license plate number, VIN, and vehicle information (including make, model, color, and year) readily available. Once you have all of this information handy, please see the attached instructions for next steps.

The Admissions Office will email you a separate, printable parking permit for orientation.

Interested in a Student DART Pass? Please see the attached handout for more information.

Your TollTag can be used to provide quick access into certain parking areas such as the Airline Parking Center. For more information and to link your TollTag, visit:

<http://www.smu.edu/BusinessFinance/CampusServices/ParkingAndIDCardServices/parkingservices/TollTag>.

Overflow parking: Please be aware that during the first few weeks of school, the Daniel Parking Center garage can be very crowded. Overflow parking is located on levels 2-5 in the Airline Parking Center garage, which is just a short walk from the Law Quad. You may also park in the AUP areas indicated in red on the attached campus map, along with the AUP levels of the other parking centers on the attached campus map.

Note your tuition due date

Dedman School of Law tuition and fees are due **August 26, 2019**. Please refer to the Guide to Financial Assistance for help with applying for student loans. The Graduate Financial Aid Checklist will help you understand what to expect during the process.

The How to Accept/Decline Financial Aid attachment will walk you through how to accept or decline financial aid in my.SMU.edu.

Remember, you can check your financial aid status in my.SMU.edu and you can always get assistance from our financial aid counselor, Charmissa Edmun-Haynes (ajakaiye@smu.edu or 214-768-3348). Charmissa is fantastic, and she's here to help!

Get a student ID card

Go to <http://IDcard.smu.edu> and log-in using your SMU student ID number and the password you created when you activated your SMU email account. Upload a color photo that conforms to the requirements set out on the upload page. You also have the option of having your photo taken at the student ID office instead of uploading a picture yourself.

If you upload a photo that meets the requirements by **July 12**, you will be able to pick up your ID card at orientation. If you submit your photo after July 12, you must go in person to the SMU Parking and ID Card Services Office located in the Hughes-Trigg Student Center, Suite 216 to have your card printed before the first day of class. Cards will be printed while you wait and take approximately 5-10 minutes to print on a first-come, first-served basis. Please arrive before 4:15 p.m.

Get your textbooks

After the registrar has enrolled you in classes, go to: my.SMU.edu, and click on Student Homepage. Once you click on Student Homepage, you will then click on Manage Classes. The left-side of the screen will include a link that says SMU Bookstore. That link will direct you to the SMU bookstore.

The SMU bookstore is located in Barnes and Noble on the south end of campus, 3060 Mockingbird Lane, Dallas, Texas 75205, 214-768-2435. The link to the SMU bookstore website is [here](#).

The SMU bookstore will price match www.barnesandnoble.com and www.amazon.com as long as the textbook on Amazon is sold and fulfilled by Amazon. If you find a lower price through one of those two suppliers, please call or visit the bookstore so they can verify the lower price.

Prepare for your Legal Research, Writing and Advocacy course

You are **required** to read two books this summer to prepare for your Legal Research, Writing and Advocacy Course. Before school begins, please read *Plain English for Lawyers* (6th ed.) by Richard C. Wydick and *Grammar, Punctuation & Style: A Quick Guide for Lawyers and Other Writers* by Deborah Cupples and Margaret Temple-Smith.

These books are in addition to the portion of the book *Open Book: The Inside Track to Law School Success* (2nd ed.) that you **must read** and bring to orientation.

Prepare for the first day of class

Your assignments will be posted on the [Course Schedules and Information](#) page on the law school registrar's website.

Also, be sure to check your SMU email regularly, as many professors will send out assignments via email. Some of your assignments may refer to the TWEN site. You will receive instructions for accessing TWEN during orientation.

Student rights and responsibilities

In early July, a hold entitled student rights and responsibilities will be placed on your my.SMU.edu account. You must clear this hold before the registrar can enroll you in classes. Once that hold is added, you will receive instructions via email on how to clear the hold.

Extra note for international students

All new international students are required to attend a mandatory [Government Document Check-in Session](#) and complete an online International Student Compliance Course with the SMU International Student and Scholar Services Office (ISSS). **You may attend any session except the 2:00 P.M. session on August 13 because that session occurs during orientation.**

More information can be found on the [Government Document Check-in Session](#) about the Student Compliance Course.

Please plan to attend one Immigration Document Check-In session from the dates listed on the attached handout and bring the following documents:

1. I-20 or DS-2019 document
2. Passport with F1 or J1 Visa
3. I-94 arrival card ([I-94](#))
4. Canvas course printout confirmation
5. All papers you received at the port of entry
6. U.S. Resident Address (address where you are physically living in the U.S.). The Department of Homeland Security will not accept P.O. Box address.
7. Emergency Contact Information (Name, email, phone number, full mailing address, and relation to visitor)
8. Dependent F2 or J2 I-20/DS 2019, Visa, Passport, I-94 (if applicable)
9. Copy of Health Insurance Compliance Form (J-Scholars only)

Note: If you do not complete the mandatory Government Document Check-in, a hold will be placed on your student record which will affect your ability to enroll in classes, eligibility to

receive services from the ISSS office and University resources. *Failure to timely complete your check-in requirement will also result in severe consequences for your visa status within the U.S.*

You may also find the [New Student Information](#) and [Pre-Arrival Checklist](#) helpful.



SMU

SOUTHERN METHODIST UNIVERSITY

The Underwood Law Library

June 5, 2019

Re: Information Technology at the Dedman School of Law

Dear Incoming SMU Law Student:

Welcome to Southern Methodist University's Dedman School of Law. The Law School provides access to Information Technology resources that will enhance your ability to practice law in today's technologically advanced legal profession. The IT matters below are frequently of particular interest to our new students.

- **New Computer?** If you are considering the purchase of a new notebook computer, virtually all notebook computers produced in the last three years will suffice.
- **Computer Operating Systems.** National surveys indicate that law firms overwhelmingly use Windows-based computers, so using Windows-based computers now will increase your familiarity with software prevalent in the legal profession. However, students may use Macs at the Law School.
- **SMU ID.** Once you receive your SMU ID number, use that number, and the associated password you create, to access many of the resources described below.
- **"Free" Microsoft Software and Services.** SMU provides to its students the Microsoft products below and others as well. Your access becomes effective after the Registrar officially enrolls you in classes. For more information concerning SMU's Microsoft offering, visit www.smu.edu/OIT/Services/o365.

Office 365. These cloud-based versions of Word, PowerPoint, Excel, and other applications allow you to create, view, and edit files within a web browser on any device.

Office ProPlus. SMU's license allows students to download the full Office suite onto a maximum of five devices—iOS or Windows. When you complete the installation, you must login with your SMU account credentials used for Office 365 access. This license is valid for as long as you are an enrolled student at SMU. After graduation you will have approximately 30 days to purchase an individual license. If you do not purchase the license, your files will continue to reside on the Office ProPlus servers, but the applications change to "read only" mode.

Office 365 Email. SMU student email accounts are on Office 365.

OneDrive for Business. This cloud-based file storage and sharing solution is integrated with the Office suite.

6550 Hillcrest Avenue

PO Box 750354 Dallas TX 75275-0354

214-768-3216 Fax 214-768-4330

- **Computer-based Exams.** Most of our students choose to take the majority of their exams using their own notebook computers and the Exemplify (formerly "ExamSoft") exam software. Exemplify locks down your computer during exams to prevent access to unauthorized information and automatically backs up your exam answers. Exemplify is currently compatible with Windows 7, 8, and 10, and Mac OS X 10.11 through 10.14. You will receive detailed information about Exemplify during the fall semester. **Note:** The Law School may select another exam software product this summer. For now, we want you to be generally aware that you may use your laptop to take most exams.
- **Wireless Network.** All student-utilized areas of the Law School have wireless network access. For details visit library.law.smu.edu/Tech/wireless.
- **Computer Lab.** The Law Library's computer lab contains 29 Windows-based computers and 11 iMacs as well as high-speed printers. Notebook computers are available at the Library's circulation desk for use inside the Library.
- **Westlaw and Lexis.** These databases supplement the Library's print collection and can enhance your ability to conduct legal research. You will receive your own passwords during orientation in August.
- **TWEN.** Many Law School courses utilize TWEN, which is a web-based course management system similar to Blackboard and Canvas. Access to TWEN requires the Westlaw password you will receive during the August orientation.
- **Mobile Devices.** Instructions for configuring mobile phones and other devices for SMU email access are at www.smu.edu/OIT/Services/Email/StudentConfiguration.
- **SMU Virtual Private Network (VPN).** Some SMU computer systems, such as many of the library's research databases, are accessible off-campus only if you use SMU's VPN. Instructions are available at www.smu.edu/Law/Library/IT-Support/VPN. VPN access requires your SMU ID number and password.
- **IT Questions?** SMU's IT help desk is available to answer your questions. Call 214-SMU-HELP (214-768-4357) or send an email message to help@smu.edu.

We hope you will take advantage of the Information Technology resources available to you at SMU, and that your Dedman School of Law experience is a rewarding one.

Sincerely,



Greg Ivy
Associate Dean for Library & Technology
and Senior Lecturer

Dear Domestic SMU Students,

On behalf of the Student Health Center, welcome to SMU!

For the 2019-2020 Academic Year, SMU has partnered with Academic HealthPlans, Inc. and **National Guardian Life** to provide high-quality health insurance coverage for our students and their dependents. The University's Student Health Insurance Plan (SHIP) provides coverage for accidents and sicknesses, hospitalizations, emergency room, wellness and other services. Your deductible will be waived for treatment at the Student Health Center. The plan also provides travel assistance services for medical evacuations and repatriation. To learn more, please visit smu.myahpcare.com and select "Benefits".

SMU requires all Domestic students, both undergraduate and graduate, taking nine (9) or more credit hours to have health insurance through either an individual/family plan or the University offered plan. SMU's mandatory policy requires those students with the enrollment status mentioned to provide documentation of current insurance coverage or to enroll in the Student Health Insurance Plan (SHIP) by the deadline date each term. Students will do so, after they have enrolled for classes, by selecting the 'Health Center' button in the 'Student Center' component of My.SMU.edu. Select "Mandatory Health Insurance" and enter your Date of Birth and Social Security Number. Select the Green button to enroll in the plan, or the Red button to complete a waiver form (Documentation **must be done** in My.SMU.edu to be considered for a waiver. Any other documentation will not be accepted. (i.e. providing documentation on a Health History form, by fax, etc.)) You should enroll in the Plan after you have selected your classes and before the waiver deadline.

For domestic students maintaining their own private coverage the student must waive SHIP coverage in order to avoid automatic enrollment into SHIP.

- Semi-annual premium charge of \$1,489 applied to the student's University account The deadline for fall 2019 is August, 07, 2019.

No reversals of premiums or changes to insurance can be made after the deadline each semester.

For more information and instructions on how to WAIVE or ELECT coverage please visit smu.edu/healthinsurance.

The Student Health Center files claims for the Student Health Insurance Plan only. Students who have other insurance will be provided an itemized receipt upon request at the time of service so that they may file the visit with their insurance company on their own. This receipt is adequate to file with insurance companies for reimbursement.

Health insurance is separate from the student health center fees and is paid for independently.

If you have any questions, please contact the Insurance Office at the Student Health Center at studenthealthinsurance@smu.edu or (214) 768-3408 or AHP at 1-855-357-0242.

Southern Methodist University 2019-2020

Domestic Students

Student Health Insurance Plan



Please note: The new insurance carrier for the 2019-2020 school year is National Guardian Life Insurance Company.

Eligibility

All domestic students taking nine (9) or more credit hours are required to maintain health insurance as a condition of enrollment. A domestic student may waive out of the policy by documenting current, comparable U.S. insurance coverage in the Student Center component of MY.SMU.EDU before the deadline each semester. Domestic students not waiving are required to enroll in the Student Health Insurance Plan. To complete the waiver or elect coverage, go to the Student Center component of MY.SMU.EDU. If you choose not to elect coverage, or do not waive coverage, by the waiver deadline, the premium will be charged to your SMU student account. No changes will be made to a student's SMU account after August 7, for Fall 2019 or December 7, for Spring 2020. For more detailed information, please visit smu.edu/healthinsurance.

All domestic students taking between one (1) and eight (8) credit hours are eligible to enroll on a voluntary basis during the open enrollment period each semester and have their premiums billed to their SMU Student Accounts. Students taking eight (8) hours or less will not be automatically enrolled.

Eligible dependents of those enrolled in the plan may participate in the plan on a voluntary basis.

Please view the complete brochure on-line at smu.myahpcare.com for full details of participation in the plan.

Additional Benefits

The following value-added services are not part of the Policy and are not underwritten by National Guardian Life Insurance Company. The services are provided by independent vendors and are included in the Student Health Insurance Plan.

- Access to a 24-hour nurse line
- Coverage when traveling
- Academic Emergency Services

Additional Information

- smu.myahpcare.com
- support@ahpcare.com
- 1-855-357-0242
- @ahpcare
- Academic HealthPlans



Southern Methodist University - Domestic 2019-2020 Student Health Insurance Plan

Please note: The new insurance carrier for the 2019-2020 school year is **National Guardian Life Insurance Company.**

This flyer is for informational purposes only and is neither an offer of coverage nor medical advice. It contains only a partial, general description of plan benefits and programs and does not constitute a contract. Covered Medical Expenses are subject to plan maximums, limitations, and exclusions as described in the Policy. **The PPO network is Cigna.**

Student Health Center: There is no copayment for routine office visits. The Deductible is waived, covered expenses will be payable at 80% for insured students. Adult immunizations covered at the SHC include TB skin test, MMR#1, MMR#2, Tdap, Td and meningitis.

At SMU SHC: Prescriptions are payable at 100% after a \$15 Copayment for each Generic Drug and \$40 Copayment for each Brand Name Drug.

BENEFIT MAXIMUMS & DEDUCTIBLES

Benefit Maximum	Unlimited
Individual Deductible	Network Provider: \$400 per Insured Person, per Policy Year Non-Network Provider: \$1,200 per Insured Person, per Policy Year
Family Deductible	Network Provider: \$1,200 for all Insureds in a Family, per Policy Year Non-Network Provider: \$3,600 for all Insureds in a Family, per Policy Year
Individual Out-of-Pocket	Network Provider: \$7,900 per Insured Person, per Policy Year Non-Network Provider: \$10,000 per Insured Person, per Policy Year
Family Out-of-Pocket	Network Provider: \$12,700 for all Insureds in a Family, per Policy Year Non-Network Provider: \$37,500 for all Insureds in a Family, per Policy Year

***Preventive Services:** The Deductible is not applicable to Preventive Services. Benefits for services provided by a Network Provider are paid at 100% of the PPO Allowance for Covered Medical Expenses. Benefits for services provided by a Non-Network Provider are provided at the Non-Network Coinsurance Amount.

BENEFIT CATEGORY	Network Provider	Non-Network Provider
	<i>Payments are based on the PPO Allowance for Covered Medical Expenses</i>	<i>Payments are based on Usual and Reasonable Charge for Covered Medical Expenses</i>
Hospital Room and Board Expenses <i>Precertification Required</i>	80%	60%
Inpatient Surgery <i>Precertification Required</i>	80%	60%
Outpatient Surgery	80%	60%
In-Office Physician's Visits	100% after a \$30 Copayment Deductible Waived	60%
Diagnostic X-ray Services & Laboratory Procedures	80%	60%
Emergency Services Expenses <i>Copayment waived if admitted</i>	80% after a \$250 Copayment per visit	80% after a \$250 Copayment per visit
Prescription Drugs	At pharmacies contracting with Cigna RX® 100% after a \$25 Copayment per Generic Drug \$50 Copayment per Preferred Brand Drug \$75 Copayment per Brand Drug	60% after a \$25 Copayment per Generic Drug \$50 Copayment per Preferred Brand Drug \$75 Copayment per Brand Drug

*Please visit healthcare.gov/preventive-care-benefits/ for more information

2019-2020 PREMIUM COSTS AND COVERAGE PERIODS			
Coverage Periods	Fall 08/01/2019 to 01/01/2020**	Spring/Summer 01/01/2020 to 08/01/2020**	Summer 05/01/2020 to 08/01/2020**
Open Enrollment	04/15/2019 through 08/07/2019	11/01/2019 through 12/07/2019	03/29/2020 through 07/02/2020
Waiver Deadline	08/07/2019	12/07/2019	N/A
Student	\$ 1,489.00	\$ 1,489.00	\$ 749.00
Spouse	\$ 1,489.00	\$ 1,489.00	\$ 749.00
Each Child, 2x Max ¹	\$ 1,489.00	\$ 1,489.00	\$ 749.00

**The coverage periods are effective and will terminate at 12:01am on the dates advertised. These rates include an administrative fee.

¹Coverage for 2 or more children is calculated at the child rate times two (2).

To view all enrollment and coverage periods available, please visit smu.myahpcare.com or call Academic HealthPlans at 1-855-357-0242.

WAIVE OR ELECT AS SOON AS THE REGISTRAR HAS ENROLLED YOU IN CLASSES (BY THE END OF JULY) SO YOU DO NOT MISS THE AUGUST 7, 2019 DEADLINE!

All Students are required to have health insurance. *You will automatically be enrolled and charged for the SMU Student Health plan unless a waiver is submitted and approved each semester.*

**Enrollment Option: Students may elect to enroll in the SMU Student Health Plan.
To ENROLL (you wish to be enrolled in the SMU Student Health Plan):**

1. Go to My.SMU.edu
2. Select the Health Center Tile
3. Select the Mandatory Health Insurance button on the upper left hand side of the screen (this component will only be available once you are enrolled in classes for the current or upcoming term).
4. This will take you to the Waive/Elect waiver system.
5. Once on the waiver system you will be asked to provide:
 - o Your date of birth in MMDDYYYY format (i.e. 01011990)
 - o Your social security number (if available)
6. You will click on the 'Enroll' button.
7. You will be prompted to confirm your selection and agree to the Terms and Conditions by entering your initials.
8. Once submitted, you will receive an on-screen confirmation advising you of your enrollment. The premium will be charged to your student account.
9. If you want to add dependents to your health coverage, or add dental coverage for the summer semester, you must go to the AHP website <https://smu.myahpcare.com/enrollment>.

Waiver Option: Students holding comparable coverage may be eligible to waive enrollment in the SMU Student Health Plan. The new online waiver request form must be completed each semester by the waiver deadline date. **Late submissions will not be accepted.** If you do not submit a waiver or if your waiver submission is not approved, you will be automatically enrolled in the SMU Student Health Plan and the cost of the coverage will be included on your student account.
To **WAIVE** (you **DO NOT** want the SMU Student Health Plan):

1. Have an electronic copy of your medical ID card ready.
2. Go to My.SMU.edu
3. Select the Health Center Tile
4. Select the Mandatory Health Insurance button on the upper left hand side of the screen (this component will only be available once you are enrolled in classes for the term)
5. This will take you to the Waive/Elect waiver system.
6. Once on the waiver system you will be asked to provide:
 - o Your date of birth in MMDDYYYY format (i.e. 01011990)
 - o Your social security number (if available)
7. You will click on the 'WAIVE' button from the "I Already Have Health Insurance" section.
8. Complete the waiver form and attach an electronic copy of the front and back of your medical insurance card.
9. Select the 'Submit Waiver' button at the bottom of the waiver form.
10. You will receive a waiver status email within 5-7 business days.

Once you have successfully submitted your waiver request you will receive an on-screen confirmation and an automated email confirming receipt of your request. **Please make sure you receive this submission confirmation email, and print it for your records.** Should there be any problems with your waiver, you will need this confirmation email which contains your waiver request ID number. This automated email does not constitute granting of a waiver; a separate email as to whether your waiver request has been approved or denied will be sent from Academic HealthPlans within seven business days. For additional information or assistance, please contact Academic HealthPlans at 855-357-0242.

SMU Virtual Parking Permit

SMU's virtual parking permit is replacing the decal permit; your registered license plate will serve to validate the permit now. Purchase a permit and link your vehicle online to your permit with SMU's Parking Services to activate your permit and park on campus.


A registered toll tag will speed up entry into the parking center.
To enroll your toll tag or learn more, visit smu.edu/tolltag.

MAKE SURE YOUR LICENSE PLATE IS:

1 Current.

Order a permit and register online at smu.edu/parkingservices.



 no front plate

2 Correct.

Enter your license plate number without spaces or dashes.




 plate blocked

3 Visible.

To the parking patrols.



 plate visible



HOW TO USE YOUR STUDENT VIRTUAL PARKING PERMIT

PARKING ENFORCEMENT

Monday – Thursday, 7 a.m. – 7 p.m.

Friday 7, a.m. – 5 p.m.

Permit and metered parking are not enforced during University-observed holidays, when University offices are closed.

However, they are enforced during student breaks like Fall and Spring break.

The following are enforced at all times:

- No parking in fire lanes
- No parking zones
- No parking on grass
- No parking on sidewalks
- No blocking driveways
- Handicap-designated spaces
- Meadows Parking Center
- Reserved spaces

PERMITS

“Virtual Permits” have replaced decal permits for 2019-20 by use of License Plate Recognition technology. No decals will be distributed. Temporary permits will still be displayed on the dash or rearview mirror.

What is License Plate Recognition and what is a virtual permit?

License Plate Recognition (LPR) provides virtual permits through a vehicle’s license plate number in place of a decal.

How does this work?

A permit is required to park on campus. Upon permit registration/payment, vehicle license plate number(s) will be entered into the parking software. The software combines the license plate information with the individual’s permit type and generates a virtual permit linked to that license plate.

When a vehicle is parked on campus, fixed cameras mounted on our enforcement vehicles capture the license plate. When read, the numbers are automatically referenced against our database to verify the vehicle has been registered with the Parking and ID Card Services Office and that a permit has been purchased. If a license plate and vehicle information are not associated with a valid permit and location, then the vehicle will be subject to a citation.

PARKING TIPS

- Parking is available on a first-come, first-served basis with a permit. Purchase of a permit does not guarantee a space. Our peak demand time is 10 a.m. to 2 p.m. Overflow parking is available in the W lots on East Campus served by SMU Express Shuttle.
- Pay attention to the many different signs and the campus map because there is more than one type of parking space in a lot.
- Park only in a space that corresponds with the permit decal you have been issued.
- Negligence and unawareness do not warrant parking in unauthorized areas or requesting citation waivers. Vehicle regulations are available in the student handbook.
- To access parking centers, use your SMU ID card at the card reader. Please contact us if you have difficulty with your parking access or use the Commuter Lot U.

WHERE AND HOW TO PARK

COMMUTER STUDENT VIRTUAL PERMITS

- Individuals with Commuter Student permits may park in any All University Permit (AUP) parking area/garage level. These are indicated in red on the campus map.
- Commuter Student permits are not valid past midnight in the Meadows Parking Center.
- Commuter Student permits are not valid at any time in the Daniel Parking Center, as well as in Resident and Faculty/Staff parking areas.
- They also are not valid in visitor parking on the second level of the Binkley Parking Center. Binkley requires a permit to park. No self-pay visitor parking is available for students.
- Student parking permits do not excuse payment for parking in a metered space – you must pay the meter.
- Student parking on the East Campus is available only in the W lots. No parking in Expressway Tower parking lot. Students may not park in reserved spaces at any time.

RESIDENT VIRTUAL PERMITS

Individuals with Resident permits may park in Resident areas indicated in yellow and in any AUP (red) parking area/garage level.

- Students with Resident permits must be prepared to provide proof of campus residency.
- Resident permits are not valid in the following locations: Meadows Parking Center or Daniel Parking Center (green) or Level 1 or 2 of the Binkley Parking Center Faculty/Staff areas.
- Students may not park in reserved spaces at any time.
- If you park in a metered space, regardless of permit, you must pay the meter.

LAW SCHOOL VIRTUAL PERMITS

- Individuals with Law School permits may park in the Daniel Parking Center (green) or any AUP (red) parking area/garage level indicated in red on the campus map.
- Law permits are not valid in resident parking areas or in visitor parking on the second level of the Binkley Parking Center.
- Students may not park in reserved space at any time.
- If you park in a metered space, regardless of permit, you must pay the meter.
- Student parking on the East Campus is available only in the W lots. No parking in Expressway Tower parking lot.

FREQUENTLY ASKED QUESTIONS

How are parking rates and prices determined?

Rates for full- and part-time students are based on hours of enrollment.

How do I access gated parking areas?

Your SMU ID card will provide access to the Airline, Moody and Binkley parking centers and other areas based on your permit type. Only those with assignments are granted access to gated parking areas.

A toll tag may be registered on your ID card account for hands-free access. Please visit smu.edu/parkingid for toll tag details. License plate recognition is not used for entry.

What do I do if I have a new vehicle or license plate?

It is imperative that your license plate number(s) and vehicle information are current and remain up to date. License plates should be entered accurately without spaces or dashes. Please use the parking portal smu.edu/parkingservices to update your vehicle information.

If you have difficulty doing so, please email parking@smu.edu, call, or stop by Parking and ID Card Services Office.

What if I do not have a front license plate?

If your vehicle is registered in Texas, the state requires two plates. If you have a back-facing plate only, please park head-in so that the LPR system can read your license plate from the drive aisle. Failure to park head-in may result in a citation.

How will my license plate information be used?

The license plate information collected in this process will only be referenced against the campus database for purposes of verifying parking permits on campus.

Multiple Vehicles / Temporary Vehicles

What if I own/drive more than one vehicle to campus?

Individuals are allowed to register up to three vehicles on the same virtual parking permit. However, only one vehicle is allowed to be parked on campus at a time. The LPR technology will recognize the first vehicle as valid, but any additional vehicles under the same permit will be subject to citation.

How will motorcycles be handled?

Motorcycles may park only in designated parking space. Motorcycles are required to be parked in such a way in motorcycle parking areas that the LPR system can read the rear license plate from the adjacent drive aisle. Motorcycles may be included under one of the three registered vehicle license plates allowed under a purchased car parking permit.

My car is in the shop. May I park on campus with a loaner or rental car?

Individuals are allowed to add or remove vehicles to their parking permit at any time, which will include loaner or rental cars. Once your usage of this temporary vehicle has ended, you will need to remove it.

May I get an additional permit?

The limit is one virtual permit per person. However, you can register up to three vehicles, but only park one at a time on campus.

I need to return my virtual permit. May I get a refund?

Students have 30 days from the start of the semester to return the permit for credit.

May I loan my permit or use someone else’s?

No. Under no circumstances should you use a permit that was not assigned to you.

May I use my permit for SMU games or special events?

No. All permit holders will be required to move their vehicles and park in locations not reserved for scheduled events.

CITATIONS

Virtual E-Citations – How are citations issued?

Vehicles in violation of SMU vehicle regulations are subject to citation. Citations for SMU Students and Employees will be emailed to the SMU email address. Courtesy notifications reminding students and employees of a citation will also be emailed. Citations for vehicles not registered or affiliated will be physically placed on vehicles and the registered owner notified by US mail.

How do I appeal a citation?

Individuals who receive SMU parking or moving citations may appeal the citation within 15 calendar days in writing or via the “My Parking Account” tab under Parking Services on smu.edu/parkingservices. No appeals after 15 calendar days of issuance.

- An appeal decision of “granted,” “denied” or “reduced” is final and irreversible.
- Payment can be made online at my.smu.edu. Once logged in, click on Self Service > Campus Finances > Account Summary. Payment also can be mailed to the address provided on the reverse side of the citation.

Who is a habitual violator?

- Individuals with 6 or more citations in the same academic year, are considered habitual violators and are subject to immobilization on the 6th citation and all subsequent citations.
- Habitual violators will remain on the University’s habitual violator list for the current academic year and will have their records reset at the beginning of the new academic year.
- Habitual violators are subject to vehicle immobilization (“booted”) each time they violate parking policy.
- Additional immobilization and impoundment fees will be applied for boot removal.

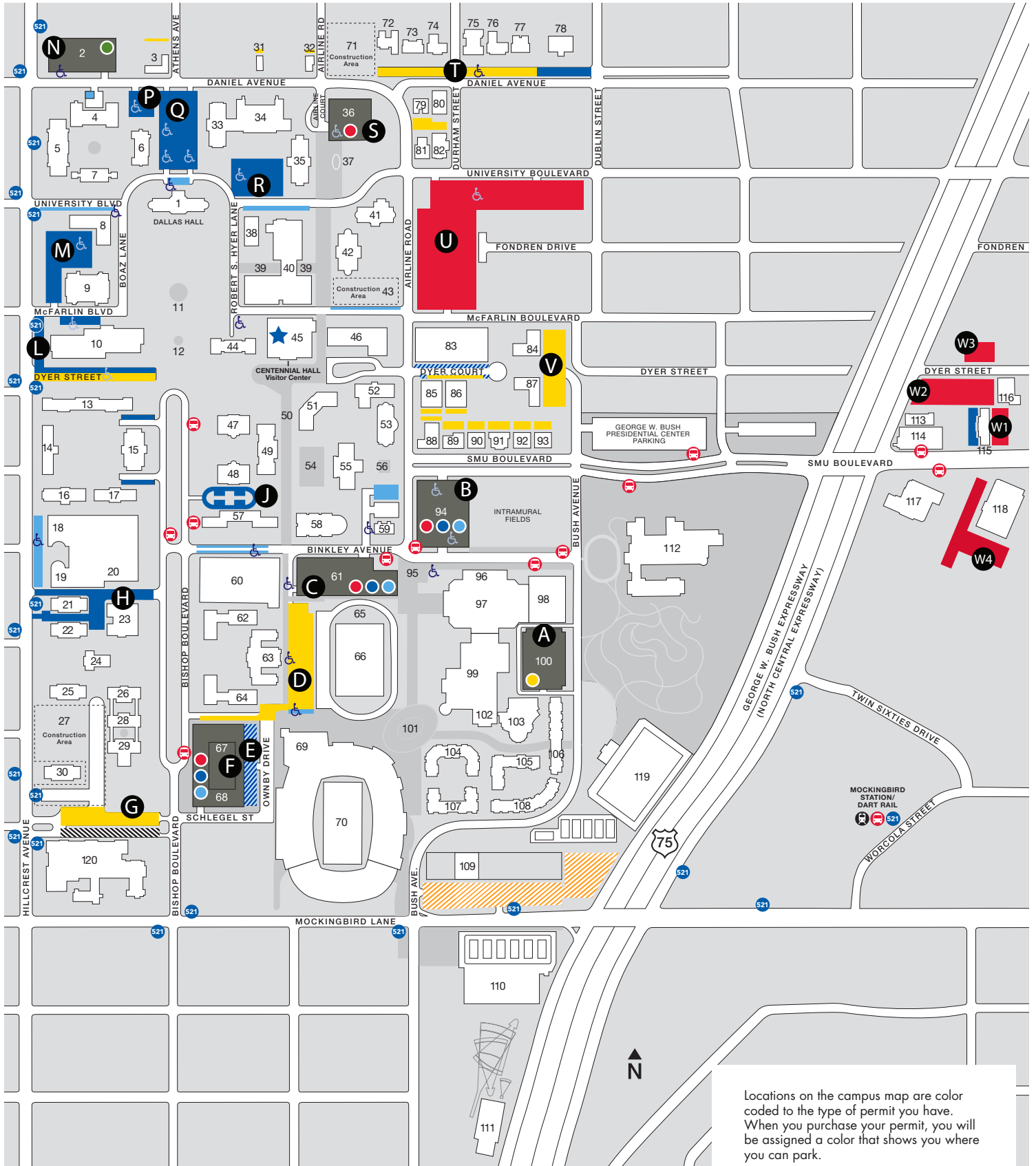
Who is a chronic violator?

- Chronic violators are individuals with 10 or more citations in the current academic year.
- Chronic violators will remain on the University’s chronic violator list for the current academic year and will have their records reset at the beginning of the new academic year.
- Consistent violation of parking policy might result in the removal of parking privileges.
- A vehicle receiving 10 or more citations will be towed and impounded off campus at the owner’s expense on the 10th citation and all subsequent citations.

A SPECIAL NOTE ABOUT STREET PARKING

The City of University Park (UP) has established residential-only parking districts throughout the neighborhoods adjacent to the SMU campus.

- Street parking within established residential parking districts is restricted Monday through Friday from 8 a.m. to 5 p.m.
- Only UP residents are allowed to park on city streets within the established residential parking districts with a displayed resident parking or guest permit issued by the city.
- Your vehicle is at risk for tow or citation if you park on residential streets or at commercial establishments in areas surrounding the SMU campus.



Locations on the campus map are color coded to the type of permit you have. When you purchase your permit, you will be assigned a color that shows you where you can park.

SMU Parking and ID Card Services

Hughes-Trigg Student Center
3140 Dyer Street, Suite 216
Dallas, TX 75205
214-768-7275 (PARK)
parking@smu.edu

Visit smu.edu/parkingID for vehicle regulations, enforcement hours and days and general parking information.

Please note that some lots may not be available for use on game days. Please see game day parking maps/notices.



S Airline Parking Center (36)

- Level 1 F/S and H/C
- Level 2 AUP
- Level 3 AUP
- Level 4 AUP
- Level 5 AUP

C Binkley Parking Center (61)

- Level 1 F/S C permit required
- Level 2 Visitor
- Level 3 AUP
- Level 4 AUP
- Level 5 AUP

N Daniel Parking Center (2)

- All Levels N permit required

F Meadows Parking Center (68)

- Level 1 (P1) F/S F permit required and Museum visitors (street level)
 - Level 2 (P2) F/S, AUP
- Meadows has one entrance located on the south end of the garage and one exit located on the north:
Left entrance Faculty/Staff and Non-Resident
Right entrance Museum visitors

B Moody Parking Center (94)

- Level 1 F/S and H/C
- Level 2 AUP
- Level 3 AUP
- Level 4 AUP
- Level 5 AUP

A Mustang Parking Center (100)

- All Levels Resident or RLSH permit required

- Assigned Faculty/Staff (F/S)** Lettered lots are restricted by assignment only. Lettered permit required.

- Unassigned Faculty/Staff (F/S)**

- SMU Permit Required (AUP)** All Permits. No parking in visitor spaces. No resident or overnight parking (midnight – 7 a.m.) in the Meadows Parking Center. No parking in Meadows Museum visitor spaces. (Parking allowed in areas B, C, F, U and W.)

- Resident/RLSH Staff** Students not allowed to park in designated RLSH F/S spaces. (Parking allowed in areas A, D, G, L, T and V.)

- Daniel Parking Center** N permit required.

- Highland Park United Methodist Church Parking** Parking by permit only.

- Customer Parking only**

- Metered/Pay Station Parking** Please display parking receipt or visitor entry ticket on front dash.

- SMU Parking and ID Card Services Office**

- SMU Express 768 / Museum Express 743** Free of charge.

- DART Bus Stop** DART Pass or fare required.

- Disabled Parking**

ALPHABETICAL ORDER

- 36 **Airline Parking Center**
6506 Airline Court
- 77 **Alpha Chi Omega**
3020 Daniel Avenue
- 90 **Alpha Epsilon Pi**
3058 SMU Boulevard
- 41 **Annette Caldwell Simmons Hall**
3101 University Boulevard
- 104 **Armstrong Commons**
5809 Bush Avenue
- 103 **Arnold Dining Commons**
5905 Bush Avenue
- 84 **Beta Theta Pi**
3004 Dyer Court
- 61 **Binkley Parking Center**
3105 Binkley Avenue
- 55 **Blanton Student Services Building**
6185 Airline Road
- 57 **Boaz Commons**
3200 Binkley Avenue
- 23 **Bridwell Library**
6005 Bishop Boulevard
- 112 **George W. Bush Presidential Center**
2943 SMU Boulevard
- 39 **Laura Bush Promenade**
6 Carr Collins Hall
3300 University Boulevard
- 51 **Caruth Hall**
3145 Dyer Street
- 75 **Chi Omega**
3034 Daniel Avenue
- 44 **Clements Hall**
3100 Dyer Street
- 64 **Cockrell-McIntosh Commons**
5904 Bishop Boulevard
- 58 **Collins Center** (Crum Auditorium)
3150 Binkley Avenue
- 50 **Crain Family Centennial Promenade**
- 56 **Crain Fountain**
- 48 **Crow Building**
6210 Bishop Boulevard
- 98 **Crum Basketball Center**
3005 Binkley Avenue
- 107 **Crum Commons**
5805 Bush Avenue
- 119 **Crum Lacrosse and Sports Field**
5900 Bush Avenue
- 1 **Dallas Hall**
3225 University Boulevard
- 2 **Daniel Parking Center**
3330 Daniel Avenue
- 111 **Data Center**
5555 N. Central Expressway
- 83 **Dawson Service Center**
3050 Dyer Court
- 99 **Dedman Center for Lifetime Sports**
6005 Bush Avenue
- 35 **Dedman Life Sciences Building**
6501 Airline Court
- 82 **Delta Delta Delta**
3100 University Boulevard
- 72 **Delta Gamma**
3120 Daniel Avenue
- 101 **Doak Walker Plaza**
- 86 **Dyer House**
3035 Dyer Court
- 52 **Embrey Engineering Building**
3101 Dyer Street
- 117 **Expressway Tower**
6116 N. Central Expressway
- 49 **Fincher Building**
6212 Bishop Boulevard
- 7 **Florence Hall**
3330 University Boulevard
- 40 **Fondren Library Center** (DeGolyer Library)
6414 Robert S. Hyer Lane
- 34 **Fondren Science Building**
3215 Daniel Avenue
- 43 **Ford Hall** (Future Site)
3100 McFarlin Blvd
- 70 **Ford Stadium**
5801 Bush Avenue
- 71 **Future Development**
- 76 **Gamma Phi Beta**
3030 Daniel Avenue
- 18 **Greer Garson Theatre**
6110 Hillcrest Avenue
- 19 **Hamon Arts Library**
6100 Hillcrest Avenue
- 42 **Harold Clark Simmons Hall**
6401 Airline Road
- 33 **Heroy Science Hall**
3225 Daniel Avenue
- 120 **Highland Park United Methodist Church**
3300 Mockingbird Lane
- 3 **Hillcrest Manor**
3304/3300 Daniel Avenue,
6601 Athens Avenue
- 27 **Hillcrest Parking Center** (Future Site)
5906 Hillcrest Avenue
- 45 **Hughes-Trigg Student Center**
(Centennial Hall)
3140 Dyer Street
- 38 **Hyer Hall**
6424 Robert S. Hyer Lane
- 60 **Indoor Performance Center**
(Future Site)
6024 Bishop Boulevard
- 53 **Junkins Engineering Building**
6251 Airline Road
- 93 **Kappa Alpha Order**
3004 SMU Boulevard
- 81 **Kappa Alpha Theta**
3108 University Boulevard
- 73 **Kappa Kappa Gamma**
3110 Daniel Avenue
- 92 **Kappa Sigma**
3022 SMU Boulevard
- 105 **Kathy Crow Commons**
5811 Bush Avenue
- 11 **Kennemer Fountain**
- 26 **Kirby Hall**
5915 Bishop Boulevard
- 37 **Late Fountain**
- 69 **Loyd All-Sports Center**
5801 Airline Road
- 106 **Loyd Commons**
5901 Bush Avenue
- 47 **Maguire Building**
6214 Bishop Boulevard
- 25 **Martin Hall**
5912 Hillcrest Avenue
- 17 **Mary Hay Hall**
6201 Bishop Boulevard
- 63 **McElvaney Commons**
6000 Bishop Boulevard
- 9 **McFarlin Auditorium**
6405 Boaz Lane
- 67 **Meadows Museum**
5900 Bishop Boulevard
- 68 **Meadows Parking Center**
5900 Bishop Boulevard
- 96 **Miller Event Center**
3009 Binkley Avenue
- 97 **Moody Coliseum**
3009 Binkley Avenue
- 94 **Moody Parking Center**
3063 SMU Boulevard
- 30 **Moore Hall**
5808 Hillcrest Avenue
- 65 **Morrison-Bell Track**
6000 Ownby Drive
- 62 **Morrison-McGinnis Commons**
6004 Bishop Boulevard
- 102 **Mustang Band Hall**
6005 Bush Avenue
- 100 **Mustang Parking Center**
6001 Bush Avenue
- 95 **Mustang Plaza and Mall**
- 20 **Owen Arts Center**
6100 Hillcrest Avenue
- 79 **Panhellenic House #1**
3109 Daniel Avenue
- 74 **Panhellenic House #2**
3100 Daniel Avenue
- 46 **Patterson Hall** (SMU Police)
3128 Dyer Street
- 8 **Perkins Administration Building**
6425 Boaz Lane
- 24 **Perkins Chapel**
6001 Bishop Boulevard
- 22 **Perkins Hall**
6004 Hillcrest Avenue
- 16 **Peyton Hall**
6200 Hillcrest Avenue
- 88 **Phi Delta Theta**
3072 SMU Boulevard
- 89 **Phi Gamma Delta**
3064 SMU Boulevard
- 80 **Pi Beta Phi**
3101 Daniel Avenue
- 29 **Prothro Hall**
5901 Bishop Boulevard
- 118 **Robson & Lindley Aquatics Center**
5550 SMU Boulevard
- 28 **Selecman Hall**
5905 Bishop Boulevard
- 14 **Shuttles Hall**
6210 Hillcrest Avenue
- 87 **Sigma Alpha Epsilon**
3005 Dyer Court
- 59 **Sigma Chi**
3100 Binkley Avenue
- 91 **Sigma Phi Epsilon**
3050 SMU Boulevard
- 21 **Smith Hall**
6020 Hillcrest Avenue
- 15 **Smith Health Center**
6211 Bishop Boulevard
- 31 **SMU Apartments #5**
3216 Daniel Avenue
- 32 **SMU Apartments #4**
3200 Daniel Avenue
- 109 **SMU Bookstore**
3060 Mockingbird Lane
- 78 **SMU Childcare Center**
3000 Daniel Avenue
- 12 **SMU Flagpole**
- 85 **SMU Service House**
3041 Dyer Court
- 4 **Storey Hall**
3315 Daniel Avenue
- 110 **Tennis Complex**
5669 N. Central Expressway
- 54 **Turner Centennial Quadrangle**
- 10 **Umphrey Lee Center**
3300 Dyer Street
- 5 **Underwood Law Library**
6550 Hillcrest Avenue
- 13 **Virginia-Snyder Commons**
3301 Dyer Street
- 108 **Ware Commons**
5807 Bush Avenue
- 66 **Westcott Field**
6000 Ownby Drive
- 116 **5538 Dyer Street**
- 115 **5539 SMU Boulevard**
- 114 **6200 N. Central Expressway**
- 113 **6210 N. Central Expressway**

NUMERICAL ORDER

- 64 **Cockrell-McIntosh Commons**
5904 Bishop Boulevard
- 65 **Morrison-Bell Track**
6000 Ownby Drive
- 66 **Westcott Field**
6000 Ownby Drive
- 67 **Meadows Museum**
5900 Bishop Boulevard
- 68 **Meadows Parking Center**
5900 Bishop Boulevard
- 69 **Loyd All-Sports Center**
5801 Airline Road
- 70 **Ford Stadium**
5801 Bush Avenue
- 71 **Future Development**
- 72 **Delta Gamma**
3120 Daniel Avenue
- 73 **Kappa Kappa Gamma**
3110 Daniel Avenue
- 74 **Panhellenic House #2**
3100 Daniel Avenue
- 75 **Chi Omega**
3034 Daniel Avenue
- 76 **Gamma Phi Beta**
3030 Daniel Avenue
- 77 **Alpha Chi Omega**
3020 Daniel Avenue
- 78 **SMU Childcare Center**
3000 Daniel Avenue
- 79 **Panhellenic House #1**
3109 Daniel Avenue
- 80 **Pi Beta Phi**
3101 Daniel Avenue
- 81 **Kappa Alpha Theta**
3108 University Boulevard
- 82 **Delta Delta Delta**
3100 University Boulevard
- 83 **Dawson Service Center**
3050 Dyer Court
- 84 **Beta Theta Pi**
3004 Dyer Court
- 85 **SMU Service House**
3041 Dyer Court
- 86 **Dyer House**
3035 Dyer Court
- 87 **Sigma Alpha Epsilon**
3005 Dyer Court
- 88 **Phi Delta Theta**
3072 SMU Boulevard
- 89 **Phi Gamma Delta**
3064 SMU Boulevard
- 90 **Alpha Epsilon Pi**
3058 SMU Boulevard
- 91 **Sigma Phi Epsilon**
3050 SMU Boulevard
- 92 **Kappa Sigma**
3022 SMU Boulevard
- 93 **Kappa Alpha Order**
3004 SMU Boulevard
- 94 **Moody Parking Center**
3063 SMU Boulevard
- 95 **Mustang Plaza and Mall**
- 96 **Miller Event Center**
3009 Binkley Avenue
- 97 **Moody Coliseum**
3009 Binkley Avenue
- 98 **Crum Basketball Center**
3005 Binkley Avenue
- 99 **Dedman Center for Lifetime Sports**
6005 Bush Avenue
- 100 **Mustang Parking Center**
6001 Bush Avenue
- 101 **Doak Walker Plaza**
- 102 **Mustang Band Hall**
6005 Bush Avenue
- 103 **Arnold Dining Commons**
5905 Bush Avenue
- 104 **Armstrong Commons**
5809 Bush Avenue
- 105 **Kathy Crow Commons**
5811 Bush Avenue
- 106 **Loyd Commons**
5901 Bush Avenue
- 107 **Crum Commons**
5805 Bush Avenue
- 108 **Ware Commons**
5807 Bush Avenue
- 109 **SMU Bookstore**
3060 Mockingbird Lane
- 110 **Tennis Complex**
5669 N. Central Expressway
- 111 **Data Center**
5555 N. Central Expressway
- 112 **George W. Bush Presidential Center**
2943 SMU Boulevard
- 113 **6210 N. Central Expressway**
- 114 **6200 N. Central Expressway**
- 115 **5539 SMU Boulevard**
- 116 **5538 Dyer Street**
- 117 **Expressway Tower**
6116 N. Central Expressway
- 118 **Robson & Lindley Aquatics Center**
5550 SMU Boulevard
- 119 **Crum Lacrosse and Sports Field**
5900 Bush Avenue
- 120 **Highland Park United Methodist Church**
3300 Mockingbird Lane
- 1 **Dallas Hall**
3225 University Boulevard
- 2 **Daniel Parking Center**
3330 Daniel Avenue
- 3 **Hillcrest Manor**
3304/3300 Daniel Avenue,
6601 Athens Avenue
- 4 **Storey Hall**
3315 Daniel Avenue
- 5 **Underwood Law Library**
6550 Hillcrest Avenue
- 6 **Carr Collins Hall**
3300 University Boulevard
- 7 **Florence Hall**
3330 University Boulevard
- 8 **Perkins Administration Building**
6425 Boaz Lane
- 9 **McFarlin Auditorium**
6405 Boaz Lane
- 10 **Umphrey Lee Center**
3300 Dyer Street
- 11 **Kennemer Fountain**
- 12 **SMU Flagpole**
- 13 **Virginia-Snyder Commons**
3301 Dyer Street
- 14 **Shuttles Hall**
6210 Hillcrest Avenue
- 15 **Smith Health Center**
6211 Bishop Boulevard
- 16 **Peyton Hall**
6200 Hillcrest Avenue
- 17 **Mary Hay Hall**
6201 Bishop Boulevard
- 18 **Greer Garson Theatre**
6110 Hillcrest Avenue
- 19 **Hamon Arts Library**
6100 Hillcrest Avenue
- 20 **Owen Arts Center**
6100 Hillcrest Avenue
- 21 **Smith Hall**
6020 Hillcrest Avenue
- 22 **Perkins Hall**
6004 Hillcrest Avenue
- 23 **Bridwell Library**
6005 Bishop Boulevard
- 24 **Perkins Chapel**
6001 Bishop Boulevard
- 25 **Martin Hall**
5912 Hillcrest Avenue
- 26 **Kirby Hall**
5915 Bishop Boulevard
- 27 **Hillcrest Parking Center** (Future Site)
5906 Hillcrest Avenue
- 28 **Selecman Hall**
5905 Bishop Boulevard
- 29 **Prothro Hall**
5901 Bishop Boulevard
- 30 **Moore Hall**
5808 Hillcrest Avenue
- 31 **SMU Apartments #5**
3216 Daniel Avenue
- 32 **SMU Apartments #4**
3200 Daniel Avenue
- 33 **Heroy Science Hall**
3225 Daniel Avenue
- 34 **Fondren Science Building**
3215 Daniel Avenue
- 35 **Dedman Life Sciences Building**
6501 Airline Court
- 36 **Airline Parking Center**
6506 Airline Court
- 37 **Late Fountain**
- 38 **Hyer Hall**
6424 Robert S. Hyer Lane
- 39 **Laura Bush Promenade**
- 40 **Fondren Library Center** (DeGolyer Library)
6414 Robert S. Hyer Lane
- 41 **Annette Caldwell Simmons Hall**
3101 University Boulevard
- 42 **Harold Clark Simmons Hall**
6401 Airline Road
- 43 **Ford Hall** (Future Site)
3100 McFarlin Blvd
- 44 **Clements Hall**
3100 Dyer Street
- 45 **Hughes-Trigg Student Center**
(Centennial Hall)
3140 Dyer Street
- 46 **Patterson Hall** (SMU Police)
3128 Dyer Street
- 47 **Maguire Building**
6214 Bishop Boulevard
- 48 **Crow Building**
6210 Bishop Boulevard
- 49 **Fincher Building**
6212 Bishop Boulevard
- 50 **Crain Family Centennial Promenade**
- 51 **Caruth Hall**
3145 Dyer Street
- 52 **Embrey Engineering Building**
3101 Dyer Street
- 53 **Junkins Engineering Building**
6251 Airline Road
- 54 **Turner Centennial Quadrangle**
- 55 **Blanton Student Services Building**
6185 Airline Road
- 56 **Crain Fountain**
- 57 **Boaz Commons**
3200 Binkley Avenue
- 58 **Collins Center** (Crum Auditorium)
3150 Binkley Avenue
- 59 **Sigma Chi**
3100 Binkley Avenue
- 60 **Indoor Performance Center**
(Future Site)
6024 Bishop Boulevard
- 61 **Binkley Parking Center**
3105 Binkley Avenue
- 62 **Morrison-McGinnis Commons**
6004 Bishop Boulevard
- 63 **McElvaney Commons**
6000 Bishop Boulevard

THE 101 ON PARKING AT SMU

If you bring a car to campus, you need a permit to park. Here's how to get one.

- 1 48 hours after you register for classes, visit smu.edu/parkingservices. Have your license plate number, VIN and vehicle information, including make, model, color and year, readily available. Be sure to enter your information without spaces or dashes.
- 2 Click on SMU Login and enter your SMU ID and password. Then click on the "Order Permits" link.
- 3 Once you have ordered your virtual parking permit and have registered your vehicle(s), your license plate becomes your parking permit using license plate recognition (LPR). No decal is mailed.



WHAT YOU NEED TO KNOW

Who needs a parking permit?

- All students bringing a vehicle to campus must have a parking permit to park on campus. Virtual permits are sold by the academic year.
- Resident students not bringing a vehicle to campus must opt out of parking on the parking portal by add/drop date. If no choice is made, student accounts will be charged the annual permit fee.
- Students must purchase their SMU virtual parking permits or opt out of a permit online at smu.edu/parkingservices.

Purchase of a permit does not guarantee space. Overflow parking is available on SMU's east campus with SMU Shuttle.

What is License Plate Recognition (LPR), and what is a virtual permit?

License Plate Recognition (LPR) is the most current permitting technology available that provides virtual permits through a vehicle's license plate number in place of decal.

How to pay for your parking permit

SMU virtual parking permit fees will be charged to your SMU student account 24-48 hours after ordering and can be paid online at my.smu.edu or through the Bursar (smu.edu/bursar). Learn more at smu.edu/parkingID.

TOLLTAG – FOR YOUR CONVENIENCE

Gain hassle-free, swipe-free access to your parking area with your TollTag – with no charges to your TollTag account. It is a quicker option than the SMU ID Card in gaining entry to an assigned parking area. You can sign up for a TollTag in our office. Visit our website for supported toll tag types to see if your tag can be registered.

- TollTag is used to provide entry to parking centers where your virtual parking permit is valid.
- TollTag does not replace your SMU ID Card

Learn more at smu.edu/tolltag.



SMU | PARKING AND ID CARD SERVICES



NO CAR? YOU STILL CAN BE MOBILE

If you don't have a car, here is alternative transportation to campus

DART – Get a move on by bus and rail

DART around campus with the SMU Shuttle service and around Dallas by DART Rail using nearby Mockingbird Station. Download a DART GoPass to your smart phone and see how easy and economical it is to get up and go!

- GoPass app simplifies commute
- Easy access to shopping, cultural and entertainment destinations
- No parking fees and other costs
- Free to currently registered students

Learn more at smu.edu/dart.



SMU Express gets you there

Ride the SMU Express or Museum Express for free to Mockingbird Station and Greenville Avenue.

To track your ride, go to smu.doublemap.com/map.

ZipCar – ready to go when you are

You don't need a car on campus, but if you want one for running errands, consider renting one by the hour or the day through the ZipCar program at SMU (gas and insurance included).

- Convenient self-service
- Easy to reserve online and access car
- Smart way to get around town

Learn more at zipcar.com/smu.





Student DART Pass Information

Students registered for Spring 2019 are automatically enrolled for the DART Go Pass provided that:

- **You are enrolled for classes for more than 24 hours**
- **You have a current photo on your ID Card account**
- **You show a Release of "FERPA Directory Information and Restriction" form on your MY.SMU.EDU account. Check your account if you are not sure**
- **The phone number used is the cellphone number on your MY.SMU.EDU account at the time of registration and it must be a US Cellphone. (International cellphones are not compatible with DART App.)**
- **The confirmation email with activation instructions will be sent to your SMU email account.**
- **To download the app go to App Store or Google Play and Select DART GoPass app**
- **Allow 2-3 weeks for processing**

Things to remember:

Lost or Stolen Passes: The replacement cost of a lost or stolen DART Transit Pass is the responsibility of the card holder. Contact the Parking and ID Card Services Office for details email idcard@smu.edu

Annual DART Local Passes are good on all DART trains and buses, including FLEX and DART On-Call, Trinity Railway Express between Union Station and CentrePort/DFW Airport Station.

Annual DART Regional Passes are good on all DART trains and buses, including FLEX and DART On-Call, Trinity Railway Express, the T in Ft. Worth and Denton County Transportation Authority trains and buses. DART GoPasses are valid for the calendar year, January 1st through December 31st

ORDER YOUR SMU ID

Incoming students may submit a picture online in order to receive your SMU ID card. You also have the option of having your photo taken at the student ID office instead of uploading a picture yourself. If you upload a photo that meets the system requirements by July 12, your SMU ID card will be given to you at orientation. If you submit your photo after July 12, you must go in person to the SMU Parking and ID Card Services Office to have your card printed before the first day of class. Cards will be printed while you wait and take approximately 5-10 minutes to print on a first-come, first-served basis. Please arrive before 4:15 p.m.

Please visit <http://idcard.smu.edu> and follow the instructions below:

- Log in using your SMU ID number and password
- Click on "Submit a Photo"

Photo requirements are listed on the website. You will be notified if your photo does not meet the requirements and asked to submit another photo.

Please contact the SMU Parking and ID Card Services Office at idcard@smu.edu or 214-768-7669 if you need any additional information or assistance.

Guide to Financial Assistance

SMU Dedman School of Law

Application for Financial Assistance

1. Complete the Free Application for Federal Student Aid (FAFSA) online at www.fafsa.ed.gov.
 - Federal school code for SMU is **003613**.
 - File using your legal name as it appears on your Social Security card.
 - Make sure your legal name and birthday match what is submitted in My.SMU
 - **Remember to file the FAFSA/renewal FAFSA each year.**
 - **2019-2020 FAFSA requires the 2017 tax information**
2. Monitor your financial aid award status online by clicking on the **Financial Aid Tab** located on the Student Homepage within my.SMU.edu (SMU ID and password required).
3. Check your [SMU Webmail](#) account often. You will be notified via SMU email when your financial aid award is ready for you to view and accept. **Financial aid award notifications are sent to your SMU Webmail account only!**
4. To be eligible for Federal Aid, you must be enrolled in an SMU degree-seeking program or an approved certificate/licensure program.

Awarding Cycle and Timeline

The financial aid awarding cycle varies per academic program. The Law School follows a two term structure. Aid will be awarded separately for summer term. **As a rule, please allow 4-6 weeks from the date you submit the FAFSA to receive your award notification.**

- **Recommended filing dates:** A new FAFSA must be submitted for each academic year. SMU recommends filing your FAFSA as soon as possible. However, in order to provide adequate processing times during peak processing periods throughout the year, we have established the following term- based filing deadlines. Filing after the term cutoff will delay processing.

<u>Enrollment Term(s)</u>	<u>File FAFSA before:</u>
Fall/Spring	April 1
Fall term only	May 1
Spring term only	Nov 1

- **Awarding Schedule:** Returning students will not be awarded before July 1st.

Disbursements and Refunds

SMU will begin disbursing federal financial aid no sooner than ten days prior to the first day of class for any given term and will continue on a nightly basis through the remainder of the term. A disbursement notification will be sent to your SMU email address each time funds are credited to your student account. However, you can review your student account at any time through my.SMU.edu.

Disbursement is contingent upon enrollment and completion of any outstanding documents which have been requested. Please refer to your Tasks or To Do notifications for information on outstanding documents or messages which may impact your disbursements.

All financial aid is disbursed on a per term basis through your SMU student account and applied toward any outstanding university billed charges. Once all charges have been paid, any remaining funds will be refunded directly back to the student. All refunds are authorized and approved through the Office of the University Bursar. For more information on student refunds, direct deposit, and payment due dates, please see the [Bursar's Office website](#).

Institutional/Department Funds

Eligibility requirements, award recipients and amounts are determined by the Law School only. A list of scholarship recipients are forwarded to the Office of Financial Aid to be combined with the federal, state and private aid programs in your total financial aid package. **Per SMU policy, the combined total of all SMU funded scholarships and faculty/staff tuition benefits, may not exceed the amount of tuition and fees.**

Institutional Scholarships: (FAFSA Not Required) Award amounts vary and are disbursed on a per term basis. Eligibility requirements, renewability and final determination of awards are managed by the administrative offices for the Law School. GPA and renewability is reviewed at the end of each term. Students may receive multiple institutional scholarships. However the combined total may not exceed the combined total of tuition and fees. All questions regarding institutional scholarships should be directed to the Law School.

Federal / Alternative Loan Funds

Detailed loan information and application instructions can be found on the [Financial Aid Loans](#) webpage. For additional information, please go to the Federal Student Aid website at <http://studentaid.ed.gov/types/loans>



Federal Direct Stafford:

- **FAFSA Required** www.fafsa.ed.gov ***EVERY YEAR***
- Maximum amount: \$20,500 per academic year.
- Current Interest rate 6% fixed
- Origination Fee: 1.07% deducted at disbursement.
- Requires half-time enrollment status. 4.5 credit hours



Federal Direct Graduate PLUS:

- **FAFSA Required*** EVERY YEAR******
- Maximum Amount equals the Cost of Attendance, as determined by SMU, minus all other aid.
- Current interest rate: 7%
- Origination Fee: 4.3% deducted at disbursement
- Credit check and/or credit-worthy cosigner required.
- **Applications must be submitted through** www.studentloans.gov **for credit approval.**
- Detailed [GradPLUS application instructions](http://www.smu.edu/EnrollmentServices/FinancialAid/TypesOfAid/Loans/DirectGraduatePLUS) can be found online <http://www.smu.edu/EnrollmentServices/FinancialAid/TypesOfAid/Loans/DirectGraduatePLUS>.
- Requires half-time enrollment status. 4.5 credit hours



Private/ Alternative Loans:

- **FAFSA is NOT required**
- Maximum Amount equals the Cost of Attendance, as determined by SMU, minus all other aid.
- Interest Rate: Varies based on lender and loan selection. The terms of the loan can be found on each lender's application page.
- Credit check and/or credit-worthy cosigner required
- **Applications must be submitted directly to the lender through the lenders website for approval.** A sample list of lenders offering loans specifically designed for education can be found on the SMU Financial Aid [Private Loans](#) webpage.
- **International Students may qualify with a valid U.S. endorser. Contact the lender for specific details.**



SMU Payment Plans: Additional information such as enrollment instructions and fees for each of these plans can be found on the [University Bursar's](#) website under the "Payments" section. enrollmt@smu.edu Payment Plan Liaison: Tiffany Hawkins thawkins@smu.edu



Annual Plans

- **Twelve Month Payment Plan** - This annual plan permits payment of tuition & fees in 12 installments (6 installments per term). **The deadline to enroll is August 10.**
- **Ten Month Payment Plan** - This annual plan permits payment of tuition & fees in 10 installments (5 installments per term). **The deadline to enroll is September 30.**



Term Plans

- **Six Month Payment Plan** - This term plan permits payment of tuition & fees in 6 installments. **The deadline to enroll is August 10 for fall and January 20 for spring.**
- **Five Month Payment Plan** - This term plan permits payment of tuition & fees in 5 installments. **The deadline to enroll is September 30 for fall and February 20 for spring.**

<https://www.smu.edu/EnrollmentServices/Bursar/Payments/PaymentPlanOptions> for deadlines.

- Chapter 30-Montgomery GI Bill – Active Duty (MGIB):** Provides financial support for up to 36 months. This benefit may be used for degree and certificate programs. Generally, benefits are payable for 10 years following your release from active duty.
- Chapter 33 – Post 9/11 GI Bill:** Provides financial support for education and housing to individuals with at least 90 days of aggregate service on or after September 11, 2001, or individuals discharged with a service-connected disability after 30 days. You must have received an honorable discharge to be eligible for the Post-9/11 GI Bill. Read more about this at:
<https://www.smu.edu/EnrollmentServices/Veterans/VABenefits/UsingYourBenefitsAtSMU>.
- Chapter 35-Survivors’ and Dependents’ Educational Assistance Program (DEA):** Provides education and training opportunities to eligible dependents of veterans who are permanently and totally disabled due to a service-related condition, or who died while on active duty or as a result of a service-related condition. The program offers up to 45 months of education benefits. These benefits may be used for degree and certificate programs.
- Chapter 1606-Montgomery GI Bill – Selected Reserve MGIB-SR):** Available to members of the Selected Reserve. The Selected Reserve includes the Army Reserve, Navy Reserve, Air Force Reserve, Marine Corps Reserve and Coast Guard Reserve, and the Army National Guard and the Air National Guard. This benefit may be used for degree and certificate programs.
- Veterans Educational Assistance Program (VEAP):** Available to those who first entered active duty between January 1, 1977 and June 30, 1985 and elected to make contributions from your military pay to participate in this education benefit program. Your contributions are matched on a \$2 for \$1 basis by the Government. This benefit may be used for degree and certificate programs.
- Chapter 31-Vocational Rehabilitation:** Available to service-disabled veterans who require further education to attain suitable, stable employment. This program may provide vocational and other training services and assistance including tutorial assistance, tuition, books, fees, supplies, handling charges, licensing fees and equipment and other training materials necessary.

VA Contact: VABenefits@smu.edu

Satisfactory Academic Progress (SAP):

Schools are required to measure the academic progress of all students receiving federal financial aid funds. Students must meet both a qualitative (GPA) and a quantitative (course completion) standard measure of satisfactory academic progress. Those who fail to meet these minimum requirements for SAP will not be eligible to receive federal funds during the subsequent academic year.

SAP is measured at the end of each spring semester for graduate programs. However, the Office of Financial Aid reserves the right to review SAP more frequently as deemed necessary. All terms during the prior year (summer through spring) are reviewed, including terms during which no financial aid was received. The following minimum standard requirements for SAP must be met in order to retain eligibility for federal aid programs.

- Grade Point Average:** Law students must have a cumulative grade point average of at least a 2.000
- Completion Rate:** Students must have successfully completed a minimum of 60 percent of the credit hours attempted during the prior summer through spring period.

Hours “completed”: defined as receiving a grade of C or better.

Hours “attempted”: defined as hours for which a charge was incurred, excluding audited hours.

Please note that these standards are separate from academic standards required by specific graduate programs. Certain degree

Enrollment Requirements:

In order to qualify for any federal and/or state based assistance, you must enroll in and maintain half-time enrollment each term. Some specific financial aid programs, however, have enrollment requirements that exceed this minimum standard. Please see each relative section within this document for program specific enrollment requirements.

Enrollment Status is defined as follows for graduate level programs.

- Full-time status=9 or more credit hours
- Half-time status=5-8 credit hours
- Less than half time=1-4 Credit hours



- www.studentloans.gov
Submit your GradPLUS application for credit approval
Sign Promissory note for the Direct Stafford
Sign Promissory note for the Direct GradPLUS loan
Complete GradPLUS loan endorsement for co-signers
Complete Loan Entrance and Loan Exit counseling
Loan deferment and forbearance information

- https://nslds.ed.gov/nslds/nslds_SA/
Borrower loan history
Current loan servicer information
Consolidated listing of all your federal student loans
Enrollment history

- smu.edu/enrollmentservices/bursar
Tuition and fee rates per program
Payment due dates and options for payment
Student account holds and appeals
Payment Plans

- smu.edu/enrollmentservices/financialaid
Financial Aid Forms
Detailed information of all forms of Financial Aid
Withdrawal procedures for students receiving aid
Regulatory requirements for Satisfactory Academic Progress



Academic year 2019-2020 Financial Aid Checklist Graduate & Professional Programs

PREPARE FOR THE 2019-2020 ACADEMIC YEAR

- File the 2019-2020 Free Application for Federal Student Aid (FAFSA) – www.fafsa.ed.gov. Use your 2017 tax return for this aid year. You will receive an email notification when your FAFSA has been processed and the Student Aid Report (SAR) is ready for you to review. A copy of your record will be sent to SMU. SMU will have access to your SAR once you are **an admitted** student into the program of study.
- Review your Student Aid Report (SAR) for errors or items that may need to be updated. Submit any corrections as necessary. All updates will be sent to SMU for review.
- Check [My.SMU Student Center](#) for messaging, outstanding action items and documentation requests. All requested documents must be submitted immediately to avoid delays in processing.
- Submit any documentation as requested. Information requests are sent to students via **SMU e-mail**. You can also check the status of documents and confirm receipt through the [My.SMU Student Center](#).
- Wait for your Financial Aid Award Notification to arrive in your SMU email account.

WHILE YOU WAIT

- SMU Faculty/Staff: Submit application for your Tuition Remission to Human Resources
- Search and apply for third-party scholarships. Recommended scholarship sites: www.finaid.org & www.fastweb.com.
- Contact your academic department regarding academic scholarships/stipends/assistantships or other potential departmental funding options.
- Continue to check your SMU email (webmail.smu.edu) and your [My.SMU Student Center](#) for information or documentation requests.
- Your award notice will be sent to your SMU email account only.

AWARD NOTICE HAS ARRIVED. NOW WHAT?

- Log into my.SMU.edu to “accept/decline” your financial aid programs. If you want to reduce a loan amount, you will be able to do so after you accept the loan.
- Look for additional instructions sent to your SMU email account, typically within 72 hours of acceptance. Do NOT complete the loan documents through www.studentloans.gov until AFTER you have accepted your loans through my.SMU.edu and received notice through SMU e-mail that your loans are ready to complete.
- Continuing students must clear any outstanding Holds or document requests through my.SMU.edu. This includes Satisfactory Academic Progress (SAP) appeals for financial aid and all financial/enrollment holds through the Office of Student Accounts.

COMPLETE LOAN DOCUMENTS

(LOANS MUST BE ACCEPTED THROUGH MY.SMU PRIOR TO COMPLETING THE STEPS IN THIS SECTION.)

- Log in to www.studentloans.gov. The Federal Direct Unsub, Federal Direct GradPLUS and Federal Loan Entrance Counseling are all completed through the studentloans.gov website,
- Direct Unsubsidized Loan - Sign the Federal Unsub Master Promissory Note. Students who have previously borrowed an Unsub while attending SMU will not need to complete a new promissory note unless otherwise instructed to do so.
- Direct GradPLUS Loan – Submit the GradPLUS application for credit approval. Approvals will be directed to sign the promissory note at that time. Denials will be given additional instructions at that time. SMU will be notified within 24-48 hours.
- Complete the Federal Loan Entrance Counseling while logged into www.studentloans.gov
- Alternative Loans - If you chose to borrow an alternative loan through a private lender or bank, you must submit your application directly through the lenders website.

FINANCIAL AID AND YOUR BILL

Loans will appear on your billing statement as anticipated aid if you have finalized your loans prior to the date you receive your billing statement. If your anticipated loan disbursements do not appear on your billing statement, please check your [My.SMU Student Center](#) for additional information. Personal payments, institutional or departmental aid, or student loans that are finalized after you receive your bill WILL NOT generate a new billing statement.

PLEASE READ CAREFULLY: Financial aid is available and intended for the sole purpose of providing assistance with educational expenses. The processing status of your financial aid will not supersede or eliminate your responsibility to ensure full payment by the published payment due date. SMU STONGLY recommends that students allow a minimum of 4-6 weeks prior to the start of classes in order to complete the financial aid process. To avoid all late fees, please file early, check your SMU e-mail and your [My.SMU Student Center](#) daily, and make sure to complete all of the loan documents well in advance of the start of classes.

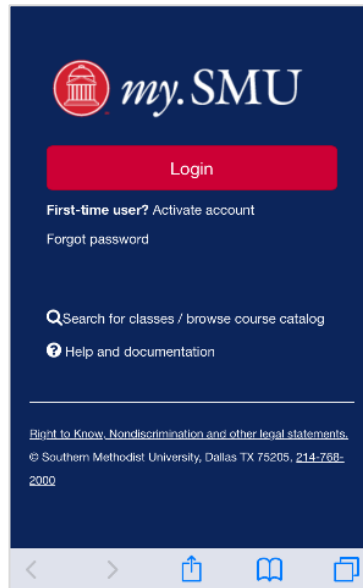
For additional information on financial aid, please refer to the “Guide to Financial Assistance for Graduate and Professional Programs” which can be found in the [Financial Aid Forms Library](#).

For additional information on your student account, billing, payment due dates, and refunds please refer to the [University Bursar’s website](#).

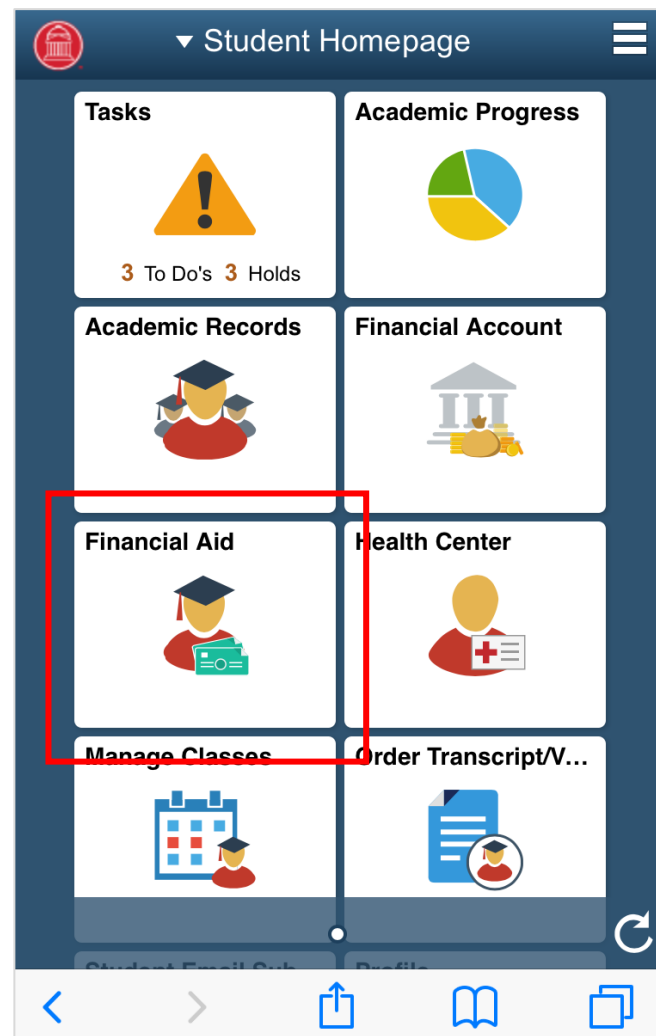


How to Accept/Decline Financial Aid - MOBILE

1. Go to [my.SMU](#), Click “Login” and enter your Login ID (8 digit Student ID Number) and Password (same password as email) and click “Login”

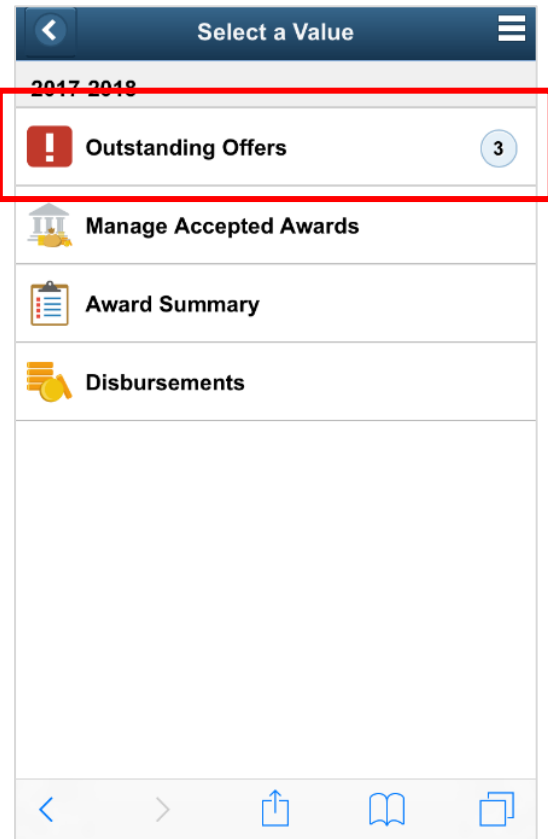


2. Click the Financial Aid tile on the Student Homepage

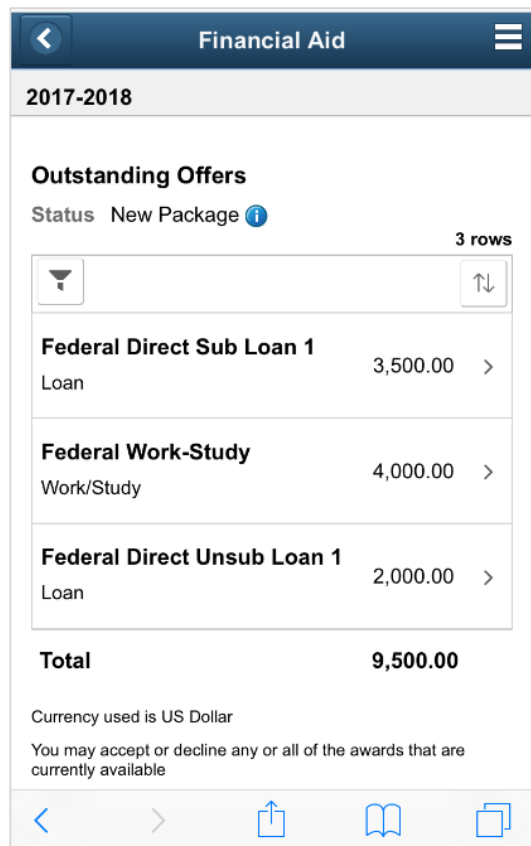


3. Select the Financial Aid Year for which you wish to view awards. The most current Aid Year is selected by default.

4. Choose the "Outstanding Offers" page



5. Click the award you wish to Accept/Decline, this will open the award decision window



- Choose to Accept or Decline the award in the award decision dropdown

Cancel **Award Decision** **Submit**

Federal Direct Unsub Loan 1

Award Decision
Select

Offer Amount
0.00

Reduce

Accept Amount
0.00

^ v **Done**

Accept
Decline
Select

- Some awards may have the option to be reduced. If so, the box next to Reduce will enable once the award has been accepted.

Cancel **Award Decision** **Submit**

Federal Direct Unsub Loan 1

Award Decision
Accept

Offer Amount
2,000.00

Reduce

Accept Amount
2,000.00

Currency used is US Dollar

Reset

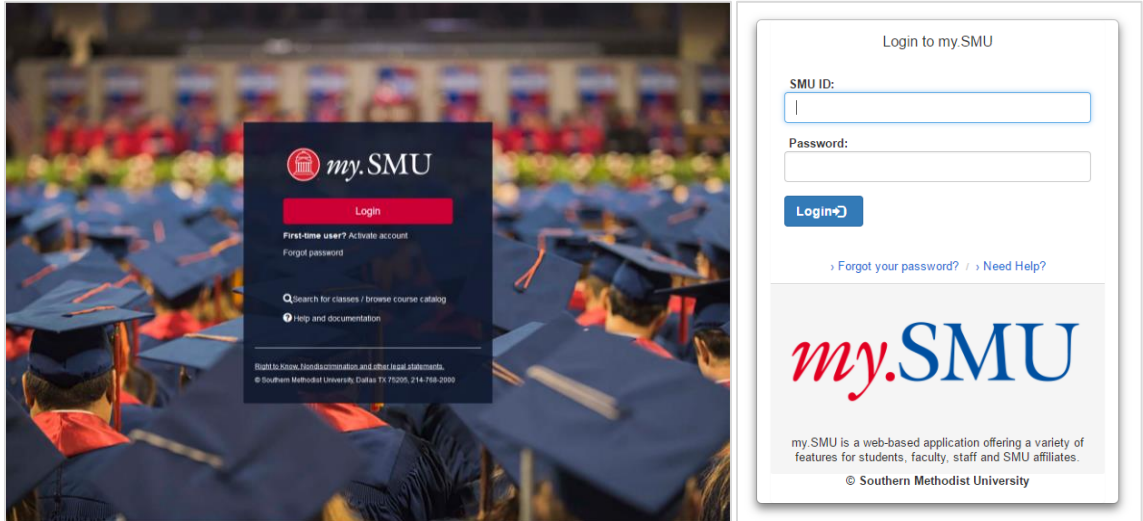
< >

8. To save the Accept/Decline action, click the "Submit" button in the top right corner
9. Repeat for each outstanding award

The image shows a software dialog box titled "Award Decision". At the top left is a "Cancel" button, and at the top right is a green "Submit" button. Below the title bar, the text "Federal Direct Unsub Loan 1" is displayed. Underneath, there is a label "Award Decision" followed by a dropdown menu that currently shows "Accept".

How to Accept/Decline Financial Aid - DESKTOP

1. Go to [my.SMU](https://my.smu.edu), Click “Login” and enter your Login ID (8 digit Student ID Number) and Password (same password as email) and click “Login”



2. Click the Financial Aid tile on the Student Homepage



3. Select the Financial Aid Year for which you wish to view awards.
4. Choose the "Accept/Decline" page

2017-2018

Accept/Decline

Status: New Package ⓘ

8 rows

Award Description/Category	Award Decision	Reduce	Offered	Accepted
SMU Discovery Scholarship Scholarship	Accept	<input type="checkbox"/>	9,000.00	9,000.00
Second Century Scholar Scholarship	Accept	<input type="checkbox"/>	20,000.00	20,000.00
Federal Pell Grant Grant	Accept	<input type="checkbox"/>	4,770.00	4,770.00
Tuition Equalization Grant Grant	Accept	<input type="checkbox"/>	3,364.00	3,364.00
SMU Opportunity Scholarship Grant	Accept	<input type="checkbox"/>	11,473.00	11,473.00
Federal Direct Sub Loan 1 Loan	Select	<input type="checkbox"/>	3,500.00	0.00
Federal Work-Study Work/Study	Select	<input type="checkbox"/>	4,000.00	0.00
Federal Direct Unsub Loan 1 Loan	Select	<input type="checkbox"/>	2,000.00	0.00
Totals			58,107.00	48,607.00

Currency used is US Dollar

You may accept or decline any or all of the awards that are currently available. Remember to "Submit" your changes if you make further adjustments. Otherwise, check back periodically for updates to your financial aid package.

5. In order to Accept, Decline, or Reduce awards, the edit pencil in the top left corner must be selected before changes can be made.

2017-2018

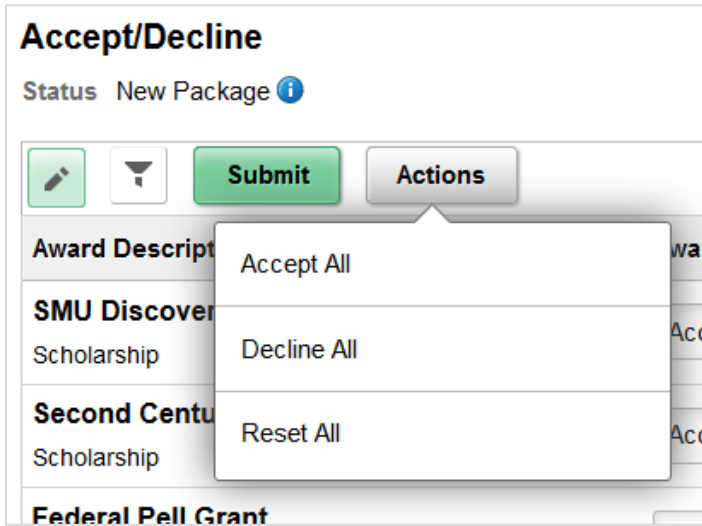
Accept/Decline

Status: New Package ⓘ

Submit Actions

Award Description/Category	Awar
SMU Discovery Scholarship Scholarship	Acc
Second Century Scholar Scholarship	Acc
Federal Pell Grant	Acc

- To Accept or Decline All Awards, click the "Actions" button and select Accept All or Decline All



- To Accept or Decline individual awards: dropdown boxes appear in the Award Decision column
- Choose whether to accept or decline the award

Accept/Decline
Status New Package ⓘ

8 rows


Submit Actions

Award Description/Category	Award Decision	Reduce	Offered	Accepted
SMU Discovery Scholarship Scholarship	Accept ▾	<input type="checkbox"/>	9,000.00	9,000.00
Second Century Scholar Scholarship	Accept ▾	<input type="checkbox"/>	20,000.00	20,000.00
Federal Pell Grant Grant	Accept ▾	<input type="checkbox"/>	4,770.00	4,770.00
Tuition Equalization Grant Grant	Accept ▾	<input type="checkbox"/>	3,364.00	3,364.00
SMU Opportunity Scholarship Grant	Accept ▾	<input type="checkbox"/>	11,473.00	11,473.00
Federal Direct Sub Loan 1 Loan	ⓘ Select ▾	<input type="checkbox"/>	3,500.00	0.00
Federal Work-Study Work/Study	ⓘ Select ▾	<input type="checkbox"/>	4,000.00	0.00
Federal Direct Unsub Loan 1 Loan	ⓘ Select ▾	<input type="checkbox"/>	2,000.00	0.00
Totals			58,107.00	48,607.00


Currency used is US Dollar

You may accept or decline any or all of the awards that are currently in this package. Remember to "Submit" your changes if you make further adjustments. Otherwise, check back periodically for updates to your financial aid package.

9. Some awards may have the option to be reduced. If so, the box in the Reduce column will enable once the award has been accepted.

Award Description/Category	Award Decision	Reduce	Offered	Accepted
Federal Direct Unsub Loan 1 Loan	 Accept <input type="button" value="v"/>	<input checked="" type="checkbox"/>	2,000.00	<input type="text" value="2,000.00"/>

10. To save the Accept/Decline actions, click the "Submit" button at the top of the page

Mandatory Government Check-In

Welcome to Southern Methodist University!

All new international students are **required** to complete a government check-in session. The mandatory session is to inform the government that you have arrived in the U.S. and plan to attend SMU. The International Student and Scholar Services Office inform you of regulatory information so you can maintain a good immigration status while in the U.S.

Before your arrival, complete the **International Student Compliance Course**, which can be found on your SMU Canvas page: smu.instructure.com. Please log-in using your SMU ID Number and password. If you are not able to view the course after logging into your Canvas account, please contact the International Student & Scholar Services Office at iss@smu.edu.

You must have **all** of the following immigration documents with you:

- I-20 or DS-2019 document
- Passport with F1 or J1 Visa
- I-94 arrival card
- Canvas course printout confirmation
- All papers you received at the port of entry
- U.S. Resident Address (address where you are physically living in the U.S.). The Department of Homeland Security will not accept P.O. Box address.
- Emergency Contact Information (Name, email, phone number, full mailing address and relation to visitor)
- Dependent F2 or J2 I-20/DS 2019, Visa, Passport, I-94 (if applicable)
- Copy of Health Insurance Compliance Form (J-Scholars only)

Failure to check-in with ISSS will jeopardize your F-1 immigration status. Remember that being enrolled in full-time hours is not the only requirement to maintain your visa status. You must complete the document check in to be in compliance with the U.S. Government requirements.

CHECK IN SESSION DATES & TIMES

In order for us to process all documents, you must arrive on time.

You only have to attend one session and please be aware that it can take up to two hours.

July 26	10AM	Blanton Building Room 110
August 2	2PM	Blanton Building Room 112
August 6	2PM	Blanton Building Room 112
August 9	10AM	Blanton Building Room 112
August 13	2PM	Blanton Building Room 112
August 16	10AM	Blanton Building Room 112
August 19	2PM	Blanton Building Room 112
August 20	2PM	Blanton Building Room 112
August 23	3PM	Blanton Building Room 108

Pre-Arrival Checklist

For New International F-1 Students

WELCOME! We are excited that you will be joining us at Southern Methodist University. To get ready for the transition to SMU campus life, the International Student and Scholar Services team has prepared a helpful checklist. Complete the items below before your arrival to campus.

Verify information on I-20/DS2019 is accurate

Contact ISSS immediately at iss@smu.edu if you see any errors.

Pay SEVIS fee

<https://studyinthestates.dhs.gov/paying-your-i-901-sevis-fee>

Apply for New Visa (F or J)

<https://www.usembassy.gov/>

Prepare for your visa interview and take the following documents with you:

- SEVIS Fee Receipt
- Letter of Admission
- Form I20/DS-2019
- Passport
- Proof of funding and/or educational sponsorship documents reflected on I-20

More information can be found at www.smu.edu/iss

Register for New Student Orientation

- **Undergraduate Students:** You must register for the International AARO Orientation.

August 16-19, 2019

<https://www.smu.edu/StudentAffairs/NewStudent/AAROFY>

- **Graduate Students:** Please check with your department and visit their website for your required orientation date. [Advanced registration may not be required for some departments.](#)

Register for Health Insurance & Immunizations

Take care of this step to ensure there are no holds on your account at the time you register for classes.

<http://www.smu.edu/StudentAffairs/HealthCenter/Insurance>

Plan for housing and meal plan options.

- **Undergraduate Students:**

<http://www.smu.edu/studentaffairs/housing>

- **Graduate Students:** SMU Housing and Residence Life recommends the services of Randy Hickman with Apartment Avenue, who gives you personalized attention **free** of charge! He is a great resource for housing related questions close to campus since on campus graduate housing is extremely limited.

Mr. Randy Hickman—214-478-2324 (mobile)

rhickman@apartmentavenue.com

Prepare for payment of tuition

<https://www.smu.edu/EnrollmentServices/Bursar>

Booking Your Flight

Plan your travel allowing enough time to arrive for orientation. Students are allowed to enter the U.S. up to 30 days prior to the program start date listed on the form I20 or DS-2019. Be sure to enter the U.S. with your F-1 or J-1 student visa; **do not** enter the U.S. with a tourist visa.

- **Undergraduate students:** You are allowed to move in starting **Friday, August 16th**. Housing check-in will be from **9am-4pm**. If you arrive earlier you will have to seek your own accommodations or stay at a local hotel.

Complete the International Student Compliance Course

<http://www.smu.edu/OIT/Services/Canvas>

Upload a photo for your SMU ID Card

Complete this step by **August 10th, 2019** to ensure your ID is made on time.

<https://www.smu.edu/BusinessFinance/CampusServices/ParkingAndIDCardServices/ID-Card-Services>

Post-Arrival Checklist

For New International F-1 Students

Attend Mandatory Document Check-In

Bring your immigration documents including your signed Form I20, F-1 Visa, I-94, and copy of compliance quiz to a required immigration document check-in. Dates will be available on the ISSS website.

<https://www.smu.edu/international/iss/Students/NewStudentInformation>

Attend Orientation

- **Undergraduate Students:** International AARO is your orientation held **August 16-19, 2019**.
- **Graduate Students:** Check with your department/ school for your required orientation date and attend orientation.

Ensure that you meet the health requirements for incoming students. Review and elect health insurance plan.

<https://www.smu.edu/StudentAffairs/HealthCenter/FrontDesk/HealthHistory>

<http://www.smu.edu/StudentAffairs/HealthCenter/Insurance>

Update your U.S. residence address and U.S. phone number in your My.SMU account.

Department of Homeland Security requires you to update your U.S. local address and phone number **within 10 days** of any change.

<https://my.smu.edu/>

Manage your holds—You cannot register for classes until holds are removed. Access your Student Center from your My.SMU account and holds will be listed at the top of the right hand side of the screen.

<https://my.smu.edu/>

Register for Classes

Undergraduate Students: Course registration will take place at International AARO (orientation).

Graduate Students: Contact your department for Orientation and course registration procedures. Class registration typically occurs during your orientation.

Upload a photo for your SMU ID if you have not already. Complete this step by **August 10th, 2019** to ensure your ID is made on time.

- **Undergraduates:** You will receive your SMU ID during your housing check-in.
- **Graduates:** After you have registered for classes you will be eligible to pickup your ID.

<https://www.smu.edu/BusinessFinance/CampusServices/ParkingAndIDCardServices/ID-Card-Services>

Pay your tuition and fees through the Bursar's Office

<https://www.smu.edu/EnrollmentServices/Bursar>

Review SMU shuttle, parking services and transportation alternatives.

parking.smu.edu

Visit International Student and Scholar Services Event Calendar and Facebook page to check out welcome events!

<https://www.smu.edu/international/iss/EventCalendar>

Login to your **Connect.SMU** account to stay up-to-date with other campus happenings.

<https://smu.campuslabs.com/engage/events>

Review the **International Student Handbook** featuring everything you need to know about getting started in Dallas.

<https://sway.office.com/x9GdICdtmXDDu3HN>