

POWERPOINT IS JUST A TOOL

If you use it, use it wisely

“Cognitive Load”



Teaching
Strategy:

USE
VISUALS

Whiteboard

Charts/Graphs

PowerPoint




Helpful Uses



- Visuals and Key Words Help Analysis & Memory
- Visually Highlight Context
- Supplement Working Memory (e.g. key language)
- Springboard for discussion (e.g. question; provocative image)

Example of Context Slide



Example of Memory Aid

- A **DISTRICT** WHERE **ANY DEFENDANT** RESIDES
- IF **ALL DEFENDANTS** RESIDE IN THE **STATE** WHERE THE DISTRICT IS LOCATED




Example of Discussion Springboard



Unhelpful Techniques

- Too many words
- Reading the slide
- Visually distracting
- Small font
- Bad color contrast
- Annoying animations

(See examples to follow)



Too many words

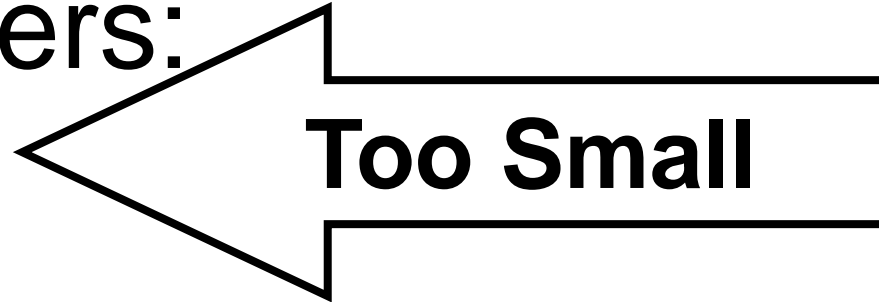
CHARACTERISTICS OF GOOD TEACHING AIDS:


- They should be meaningful and purposeful.
- They should be accurate in every aspect.
- They should be simple.
- They should be cheap.
- They should be improvised as far as possible.
- They should be large enough to be properly seen by the students for whom they are meant.
- They should be up-to-date.
- They should be easily portable.
- They should be according to the mental level of the students.
- They should motivate the learners

Use Readable Fonts (Size)

Size Matters:

- 12 point
- 24 point
- 36 point
- 48 point
- 60 point






Simple Elegance = ∅
Clip art fiasco

Martin Luther King Jr.



- ✦ RELIGIOUS LEADER
- ✦ CIVIL RIGHTS ACTIVIST
- ✦ AUTHOR/POET
- ✦ LABOR ACTIVIST
- ✦ MINISTER
- ✦ ANTIWAR ACTIVIST



Remember:

- Visual
- Memory and Focus Support
- It's just a tool: use it only when it helps you accomplish your teaching goal

