

# CLASS OF 2019

# EMPLOYMENT REPORT



## TWO-YEAR FULL-TIME MBA



SMU | COX

CAREER MANAGEMENT CENTER

# SUMMARY – CLASS STATISTICS

## RECEIVED OFFER

**91%** WITHIN 3 MONTHS  
OF GRADUATION

**73%** BY  
GRADUATION

## ACCEPTED OFFER

**89%** WITHIN 3 MONTHS  
OF GRADUATION

**68%** BY  
GRADUATION

## BASE SALARY

**\$114K** AVERAGE  
(MEAN)

**\$115K** MEDIAN

## SIGNING BONUS

**\$27K** AVERAGE  
(MEAN)

**\$25K** MEDIAN

SUMMARY REPRESENTS HIGH-LEVEL OVERVIEW OF CLASS PLACEMENT WITH SOME CATEGORIES COMBINED FOR SIMPLICITY – DETAILED BREAKOUTS AVAILABLE IN SUBSEQUENT PAGES. PERCENTAGES ROUNDED TO THE NEAREST WHOLE AND MAY NOT TOTAL 100 AS A RESULT. EXCLUDES STUDENTS IN NON-COX DUAL-DEGREE PROGRAMS

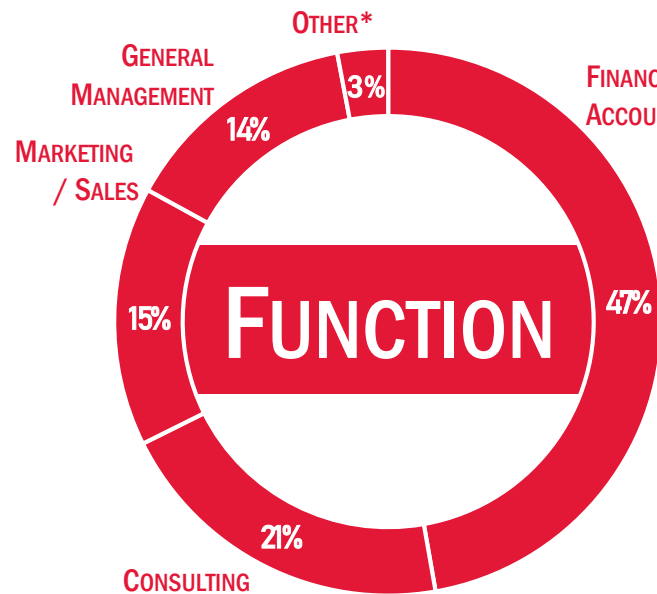
FULL REPORT CONFORMS TO MBA CSEA REPORTING STANDARDS



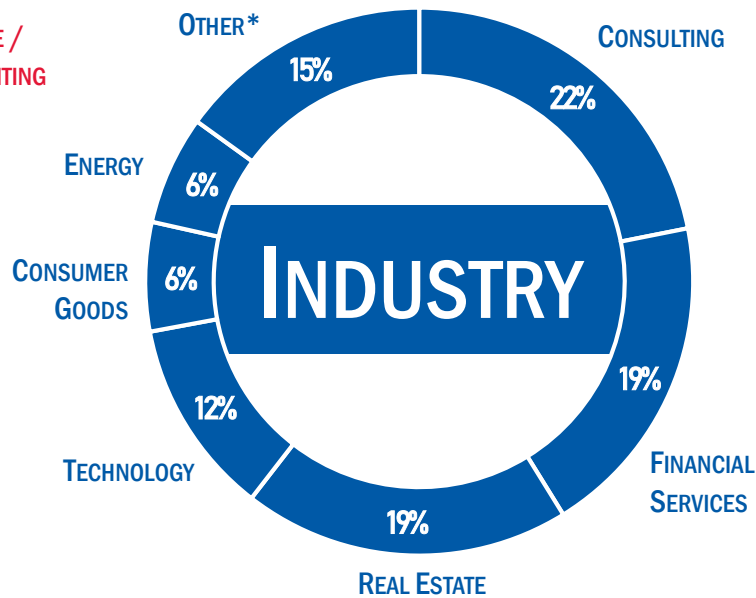
**SMU | COX**

CAREER MANAGEMENT CENTER

# SUMMARY – JOB PLACEMENT BREAKOUTS

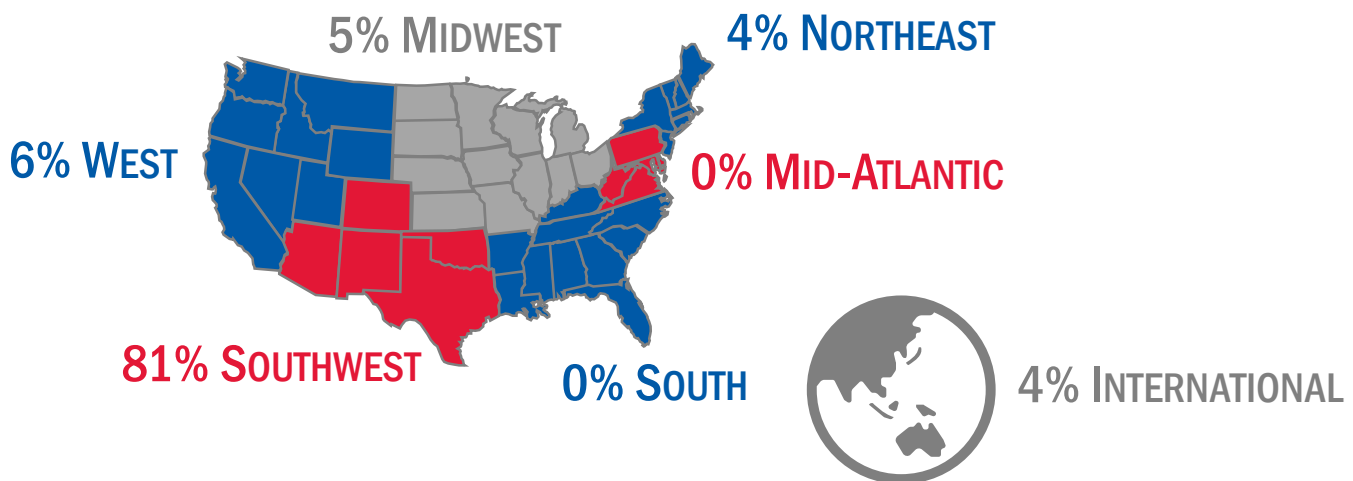


\*OTHER: INFORMATION TECHNOLOGY  
OPERATIONS / LOGISTICS



\*OTHER: HEALTHCARE  
HOSPITALITY  
MANUFACTURING  
MEDIA / ENTERTAINMENT  
RETAIL  
TRANSPORTATION / LOGISTICS

## GEOGRAPHY



SUMMARY REPRESENTS HIGH-LEVEL OVERVIEW OF CLASS PLACEMENT WITH SOME CATEGORIES COMBINED FOR SIMPLICITY – DETAILED BREAKOUTS AVAILABLE IN SUBSEQUENT PAGES. PERCENTAGES ROUNDED TO THE NEAREST WHOLE AND MAY NOT TOTAL 100 AS A RESULT. EXCLUDES STUDENTS IN NON-COX DUAL-DEGREE PROGRAMS

FULL REPORT CONFORMS TO MBA CSEA REPORTING STANDARDS



**SMU | COX**

CAREER MANAGEMENT CENTER

# SUMMARY – HIRING COMPANIES

ACCENTURE

ALLSTATE

ALVAREZ AND MARSAL

AMAZON

APOYO CONSULTORIA

AT&T

BANCO GENERAL, S.A.

BOSTON CONSULTING GROUP

CARSON PRIVATE CAPITAL

CBRE

CHEVRON

DUFF & PHELPS

EF JOHNSON

ENHANCED HEALTHCARE PARTNERS

ERICSSON

ESSILOR

EXXONMOBIL

EY

FEDEx

FREDDIE MAC

FTI CONSULTING

GENESCO SPORTS ENTERPRISES

HARBERT MANAGEMENT CORP

HOLT LUNSFORD COMMERCIAL

HOTELS.COM

HOULIHAN LOKEY

JEFFERIES GROUP

JP MORGAN CHASE & Co.

KEURIG DR PEPPER

KPMG

MARSH & MCLENNAN COMPANIES

MARY KAY

NUVEEN

ONE THOUSAND AND ONE VOICES

ORIX USA

OXEA

PACIFIC LIFE

PARAGON ASSOCIATES

PEARL ENERGY INVESTMENTS

PEPSICO

PETER KIEWIT SONS INC.

PMB CAPITAL INVESTMENTS

PRICE DEVELOPMENT GROUP

PwC

REES-JONES HOLDINGS

REPUBLIC SERVICES

SCHWAN'S COMPANY

STAG INDUSTRIAL

STARWOOD RETAIL PARTNERS

SUNTRUST ROBINSON HUMPHREY

SYSCO

T3

THE RICHARDS GROUP

TMO GROUP

TOLL BROTHERS

TOYOTA

VAUGHN CAPITAL PARTNERS

VELOCIS

WELLS FARGO

WOOD PARTNERS

SUMMARY REPRESENTS HIGH-LEVEL OVERVIEW OF CLASS PLACEMENT WITH SOME CATEGORIES COMBINED FOR SIMPLICITY – DETAILED BREAKOUTS AVAILABLE IN SUBSEQUENT PAGES. PERCENTAGES ROUNDED TO THE NEAREST WHOLE AND MAY NOT TOTAL 100 AS A RESULT. EXCLUDES STUDENTS IN NON-COX DUAL-DEGREE PROGRAMS

FULL REPORT CONFORMS TO MBA CSEA REPORTING STANDARDS



SMU | COX

CAREER MANAGEMENT CENTER

# DETAILS – WORK AUTHORIZATION / OFFER & ACCEPTANCE TIMING

WORK AUTHORIZATION CATEGORIES	PERMANENT WORK AUTHORIZATION	NON-PERMANENT WORK AUTHORIZATION	TOTAL GRADUATES
SEEKING EMPLOYMENT	78	10	88
COMPANY-SPONSORED / ALREADY EMPLOYED	2	7	9
CONTINUING EDUCATION	-	-	-
POSTPONING JOB SEARCH	1	0	1
STARTING A NEW BUSINESS	1	0	1
NOT SEEKING FOR OTHER REASONS	1	0	1
NOT SEEKING EMPLOYMENT	5	7	12
NO INFORMATION	4	1	5
TOTAL GRADUATING CLASS	87	18	105

PERCENT OF CLASS WITH AVAILABLE DATA 95.2%

TIMING OF FIRST JOB OFFER	TOTAL	BY GRADUATION		BETWEEN GRADUATION & 3 MONTHS AFTER GRADUATION		TOTAL RECEIVING OFFER	
		NUMBER	PERCENT	NUMBER	PERCENT	NUMBER	PERCENT
WITH PERMANENT WORK AUTHORIZATION	78	60	77%	13	17%	73	94%
WITH NON-PERMANENT WORK AUTHORIZATION	10	4	40%	3	30%	7	70%
ALL GRADUATES	88	64	73%	16	18%	80	91%

TIMING OF JOB ACCEPTANCES	TOTAL	BY GRADUATION		BETWEEN GRADUATION & 3 MONTHS AFTER GRADUATION		TOTAL ACCEPTING OFFER	
		NUMBER	PERCENT	NUMBER	PERCENT	NUMBER	PERCENT
WITH PERMANENT WORK AUTHORIZATION	78	56	72%	15	19%	71	91%
WITH NON-PERMANENT WORK AUTHORIZATION	10	4	40%	3	30%	7	70%
ALL GRADUATES	88	60	68%	18	20%	78	89%

PERMANENT WORK AUTHORIZATION IS DEFINED AS U.S. CITIZENS OR PERMANENT RESIDENTS. PERCENTAGES ROUNDED TO THE NEAREST WHOLE AND MAY NOT ADD TO 100 AS A RESULT. EXCLUDES STUDENTS IN NON-COX DUAL-DEGREE PROGRAMS.

FULL REPORT CONFORMS TO MBA CSEA REPORTING STANDARDS



SMU | COX

CAREER MANAGEMENT CENTER



# DETAILS – JOB SOURCES

## SOURCES OF ACCEPTED JOBS

	NUMBER	PERCENT
CONVERSION OF INTERNSHIP; INTERNSHIP OBTAINED THROUGH SCHOOL SOURCES	28	36%
SCHEDULED INTERVIEWS ON OR OFF CAMPUS FOR FULL TIME EMPLOYMENT	6	8%
JOB POSTINGS ON SCHOOL CAREER SYSTEMS, RESUME BOOKS, RESUME REFERRALS BY CAREER CENTER	4	5%
ACTIVITIES SUPPORTED BY CAREER CENTER (I.E. JOB FAIRS/CONFERENCES, EMPLOYER EVENTS, INFORMATION MEETINGS, SCHOOL PROMOTED JOB BOARDS)	11	14%
SCHOOL NETWORK/RESOURCES (I.E. FACULTY REFERRALS, ALUMNI REFERRALS, CLASSMATES, CAMPUS SPEAKERS, TREKS, CLUB EVENTS, CLASS PROJECTS)	5	6%
OTHER SCHOOL-FACILITATED SOURCE	1	1%
<b>TOTAL SCHOOL-FACILITATED ACTIVITIES</b>	<b>55</b>	<b>71%</b>

CONVERSION OF INTERNSHIP; INTERNSHIP OBTAINED THROUGH GRADUATE-INITIATED SOURCES	6	8%
PERSONAL CONTACTS (I.E. PREVIOUS EMPLOYERS, FAMILY, FRIENDS OUTSIDE OF SCHOOL, ETC.)	16	21%
ONLINE JOB POSTINGS (I.E. SOCIAL MEDIA/LINKEDIN, INDEED, COMPANY WEBSITES)	-	-
OTHER GRADUATE-FACILITATED SOURCE	1	1%
<b>TOTAL GRADUATE-FACILITATED ACTIVITIES</b>	<b>23</b>	<b>29%</b>

PERMANENT WORK AUTHORIZATION IS DEFINED AS U.S. CITIZENS OR PERMANENT RESIDENTS. PERCENTAGES ROUNDED TO THE NEAREST WHOLE AND MAY NOT ADD TO 100 AS A RESULT. EXCLUDES STUDENTS IN NON-COX DUAL-DEGREE PROGRAMS.

FULL REPORT CONFORMS TO MBA CSEA REPORTING STANDARDS



**SMU | COX**

CAREER MANAGEMENT CENTER

# DETAILS – OVERALL BASE SALARY & SIGNING BONUS

BASE SALARY	NUMBER REPORTING	MEAN	MEDIAN	LOW	HIGH
WITH PERMANENT WORK AUTHORIZATION	60	\$114,422	\$115,000	\$52,000	\$165,000
WITH NON-PERMANENT WORK AUTHORIZATION	5	\$110,000	\$90,000	\$85,000	\$145,000
TOTAL	65	\$114,082	\$115,000	\$52,000	\$165,000

PERCENT REPORTING BASE SALARY OF TOTAL  
ACCEPTING EMPLOYMENT

83.3%

SIGNING/STARTING BONUS	NUMBER REPORTING	MEAN	MEDIAN	LOW	HIGH
WITH PERMANENT WORK AUTHORIZATION	39	\$27,372	\$25,000	\$3,000	\$117,500
WITH NON-PERMANENT WORK AUTHORIZATION	3	\$23,333	\$30,000	\$10,000	\$30,000
TOTAL	42	\$27,083	\$25,000	\$3,000	\$117,500

PERCENT REPORTING SIGNING/STARTING  
BONUS OF TOTAL REPORTING SALARY

64.6%

PERMANENT WORK AUTHORIZATION IS DEFINED AS U.S. CITIZENS OR PERMANENT RESIDENTS. PERCENTAGES ROUNDED TO THE NEAREST WHOLE AND MAY NOT ADD TO 100 AS A RESULT. EXCLUDES STUDENTS IN NON-COX DUAL-DEGREE PROGRAMS.

FULL REPORT CONFORMS TO MBA CSEA REPORTING STANDARDS



SMU | COX

CAREER MANAGEMENT CENTER

# DETAILS – BASE SALARY BY FUNCTION / INDUSTRY

FUNCTION	NUMBER ACCEPTING	PERCENT ACCEPTING	REPORTING SALARY	MEAN	MEDIAN	LOW	HIGH
CONSULTING	16	21%	16	\$133,750	\$145,000	\$90,000	\$165,000
FINANCE / ACCOUNTING	37	47%	31	\$108,742	\$110,000	\$52,000	\$150,000
GENERAL MANAGEMENT	11	14%	9	\$111,167	\$110,000	\$95,500	\$120,000
HUMAN RESOURCES	-	-	-	-	-	-	-
MARKETING / SALES	12	15%	7	\$96,547	\$90,000	\$75,828	\$125,000
INFO TECHNOLOGY	1	1%	1	*	*	*	*
OPERATIONS / LOGISTICS	1	1%	1	*	*	*	*
OTHER	-	-	-	-	-	-	-

INDUSTRY	NUMBER ACCEPTING	PERCENT ACCEPTING	REPORTING SALARY	MEAN	MEDIAN	LOW	HIGH
CONSULTING	17	22%	17	\$129,412	\$145,000	\$70,000	\$165,000
CONSUMER PACKAGED GOODS	5	6%	5	\$113,000	\$115,000	\$105,000	\$125,000
ENERGY	5	6%	5	\$123,600	\$120,000	\$118,000	\$135,000
FINANCIAL SERVICES	15	19%	13	\$115,231	\$120,000	\$52,000	\$150,000
GOVERNMENT	-	-	-	-	-	-	-
HEALTHCARE	1	1%	1	*	*	*	*
HOSPITALITY	2	3%	1	*	*	*	*
MANUFACTURING	2	3%	2	*	*	*	*
MEDIA / ENTERTAINMENT	1	1%	1	*	*	*	*
NON-PROFIT	-	-	-	-	-	-	-
REAL ESTATE	15	19%	10	\$99,700	\$100,000	\$80,000	\$125,000
RETAIL	1	1%	0	-	-	-	-
TECHNOLOGY	9	12%	6	\$113,500	\$110,000	\$90,000	\$156,000
TRANSPORTATION / LOGISTICS	2	3%	2	*	*	*	*
OTHER	3	4%	2	*	*	*	*

PERMANENT WORK AUTHORIZATION IS DEFINED AS U.S. CITIZENS OR PERMANENT RESIDENTS. PERCENTAGES ROUNDED TO THE NEAREST WHOLE AND MAY NOT ADD TO 100 AS A RESULT. EXCLUDES STUDENTS IN NON-COX DUAL-DEGREE PROGRAMS.

\* SALARY NOT REPORTED FOR LESS THAN THREE DATA POINTS.



**SMU | COX**

CAREER MANAGEMENT CENTER



# DETAILS – BASE SALARY BY GEOGRAPHY / MAJOR / EXPERIENCE

<b>GEOGRAPHY</b>	<b>NUMBER ACCEPTING</b>	<b>PERCENT ACCEPTING</b>	<b>REPORTING SALARY</b>	<b>MEAN</b>	<b>MEDIAN</b>	<b>LOW</b>	<b>HIGH</b>
US - MID-ATLANTIC	-	-	-	-	-	-	-
US - MIDWEST	4	5%	3	\$98,667	\$105,000	\$71,000	\$120,000
US - NORTHEAST	3	4%	2	*	*	*	*
US - SOUTH	-	-	-	-	-	-	-
US - SOUTHWEST	63	81%	54	\$113,765	\$115,000	\$52,000	\$165,000
US - WEST	5	6%	4	\$134,000	\$140,000	\$100,000	\$156,000
NORTH AMERICA - NON-US	-	-	-	-	-	-	-
ASIA	1	1%	0	-	-	-	-
EUROPE	-	-	-	-	-	-	-
AFRICA	-	-	-	-	-	-	-
LATIN AMERICA & THE CARIBBEAN	2	3%	2	*	*	*	*
OCEANIA	-	-	-	-	-	-	-

## US REGION BREAKDOWN BY STATE

MID-ATLANTIC: DELAWARE, DISTRICT OF COLUMBIA, MARYLAND, PENNSYLVANIA, VIRGINIA, WEST VIRGINIA

MIDWEST: ILLINOIS, INDIANA, IOWA, KANSAS, MICHIGAN, MINNESOTA, MISSOURI, NEBRASKA, NORTH DAKOTA, OHIO, SOUTH DAKOTA, WISCONSIN

NORTHEAST: CONNECTICUT, MAINE, MASSACHUSETTS, NEW HAMPSHIRE, NEW JERSEY, NEW YORK, RHODE ISLAND, VERMONT

SOUTH: ALABAMA, ARKANSAS, FLORIDA, GEORGIA, KENTUCKY, LOUISIANA, MISSISSIPPI, NORTH CAROLINA, SOUTH CAROLINA, TENNESSEE

SOUTHWEST: ARIZONA, COLORADO, NEW MEXICO, OKLAHOMA, TEXAS

WEST: ALASKA, CALIFORNIA, HAWAII, IDAHO, MONTANA, NEVADA, OREGON, UTAH, WASHINGTON, WYOMING

## UNDERGRADUATE MAJOR

	<b>NUMBER ACCEPTING</b>	<b>PERCENT ACCEPTING</b>	<b>REPORTING SALARY</b>	<b>MEAN</b>	<b>MEDIAN</b>	<b>LOW</b>	<b>HIGH</b>
TECHNICAL	19	24%	17	\$123,706	\$125,000	\$52,000	\$165,000
BUSINESS	23	29%	18	\$110,583	\$110,000	\$80,000	\$145,000
OTHER	36	46%	30	\$110,728	\$112,500	\$70,000	\$150,000

## PROFESSIONAL EXPERIENCE

	<b>NUMBER ACCEPTING</b>	<b>PERCENT ACCEPTING</b>	<b>REPORTING SALARY</b>	<b>MEAN</b>	<b>MEDIAN</b>	<b>LOW</b>	<b>HIGH</b>
LESS THAN 1 YEAR	-	-	-	-	-	-	-
1-3 YEARS	20	26%	16	\$115,771	\$116,500	\$52,000	\$165,000
3-5 YEARS	30	38%	25	\$109,680	\$105,000	\$72,000	\$150,000
OVER 5 YEARS	28	36%	24	\$117,542	\$120,000	\$70,000	\$156,000

PERMANENT WORK AUTHORIZATION IS DEFINED AS U.S. CITIZENS OR PERMANENT RESIDENTS. PERCENTAGES ROUNDED TO THE NEAREST WHOLE AND MAY NOT ADD TO 100 AS A RESULT. EXCLUDES STUDENTS IN NON-COX DUAL-DEGREE PROGRAMS.

\* SALARY NOT REPORTED FOR LESS THAN THREE DATA POINTS.



**SMU | COX**

CAREER MANAGEMENT CENTER