

# CLASS OF 2021 EMPLOYMENT REPORT



## BBA PROGRAMS



SMU | COX

CAREER MANAGEMENT CENTER

# CLASS SUMMARY

## CAREER OUTCOME ACHIEVEMENT

**94.3%** OF GRADUATES ACHIEVED DESIRED CAREER OUTCOME (E.G., ACCEPTING A FULL-TIME JOB, PURSUING GRADUATE SCHOOL) WITHIN 3 MONTHS OF GRADUATION

**93.7%** OF GRADUATES COMPLETED AT LEAST ONE INTERNSHIP PRIOR TO GRADUATION

## BASE SALARY

**\$73.1K** AVERAGE (MEAN)

## SIGNING BONUS

**\$8.8K** AVERAGE (MEAN)

**55%** OF GRADUATES ACCEPTING A JOB REPORTED RECEIVING A SIGNING BONUS

SUMMARY REPRESENTS HIGH-LEVEL OVERVIEW OF CLASS PLACEMENT WITH SOME CATEGORIES COMBINED FOR SIMPLICITY. PERCENTAGES ROUNDED TO THE NEAREST WHOLE AND MAY NOT TOTAL 100.

% ACHIEVING CAREER OUTCOME INCLUDES STUDENTS WHO INDICATED THEY ACCEPTED A JOB, ARE ATTENDING GRADUATE SCHOOL, ARE VOLUNTEERING FULL-TIME OR ARE OTHERWISE NOT SEEKING A FULL-TIME POSITION AFTER GRADUATION.

KNOWLEDGE RATE: 91% SALARY REPORTING RATE: 75%

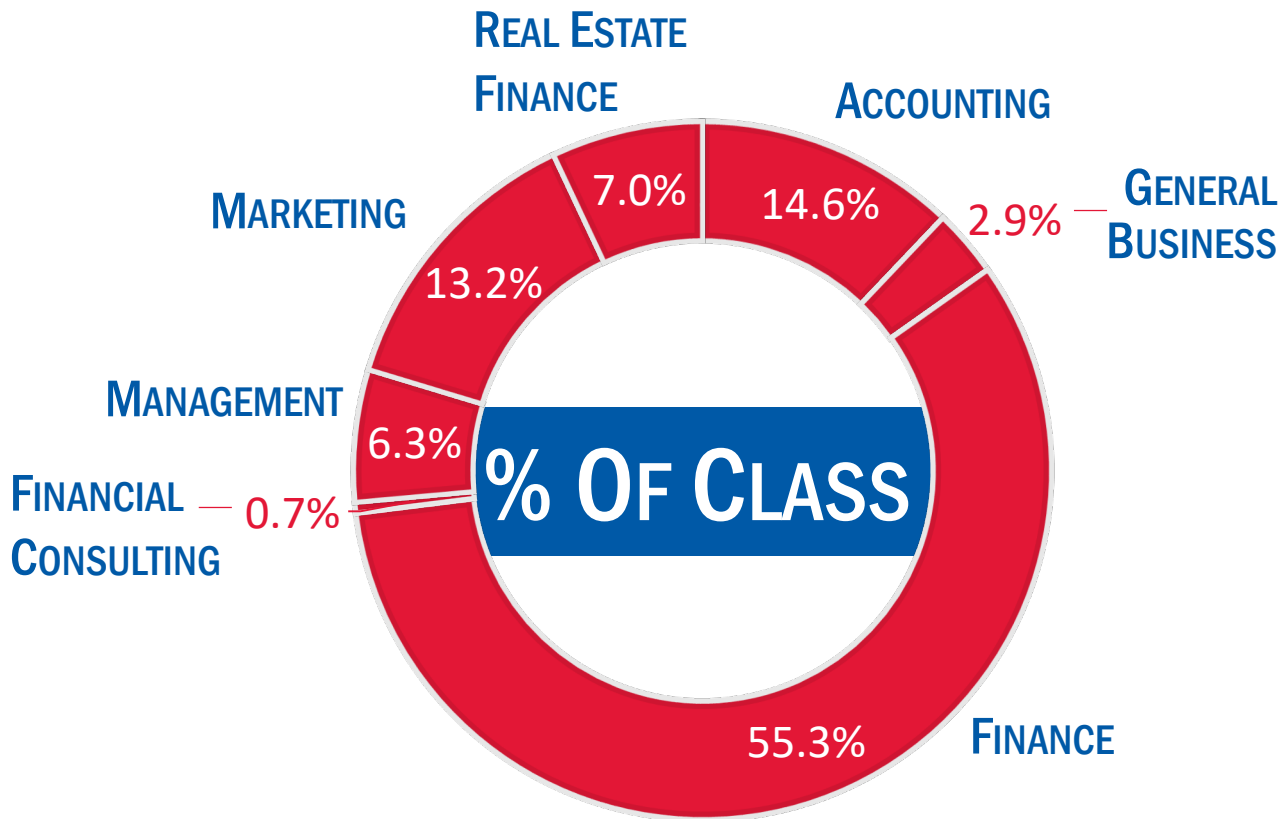
FULL REPORT CONFORMS TO NATIONAL UNDERGRADUATE BUSINESS SYMPOSIUM (NUBS) STANDARDS



**SMU | COX**

CAREER MANAGEMENT CENTER

# OUTCOMES BY MAJOR



## % ACHIEVING DESIRED CAREER OUTCOME WITHIN 3 MONTHS OF GRADUATION

## AVERAGE SALARY

Major	% Achieving Desired Career Outcome Within 3 Months of Graduation	Average Salary
ACCOUNTING	98.6%	\$71.0K
FINANCE	95.8%	\$77.2K
FINANCIAL CONSULTING	100%	\$71.6K
GENERAL BUSINESS	100%	N/A*
MANAGEMENT	90.3%	\$57.8K
MARKETING	86.6%	\$52.7K
REAL ESTATE FINANCE	88.2%	\$61.6K

\* SALARY DATA NOT DISPLAYED AS NUMBER OF DATA POINTS DID NOT MEET THRESHOLD REQUIRED TO PROTECT INDIVIDUAL STUDENT PRIVACY

SUMMARY REPRESENTS HIGH-LEVEL OVERVIEW OF CLASS PLACEMENT WITH SOME CATEGORIES COMBINED FOR SIMPLICITY. PERCENTAGES ROUNDED TO THE NEAREST WHOLE AND MAY NOT TOTAL 100. FINANCE INCLUDES FINANCIAL CONSULTING MAJOR

% ACHIEVING CAREER OUTCOME INCLUDES STUDENTS WHO INDICATED THEY ACCEPTED A JOB, ARE ATTENDING GRADUATE SCHOOL, ARE VOLUNTEERING FULL-TIME OR ARE OTHERWISE NOT SEEKING A FULL-TIME POSITION AFTER GRADUATION.

KNOWLEDGE RATE: 91% SALARY REPORTING RATE: 75%

FULL REPORT CONFORMS TO NATIONAL UNDERGRADUATE BUSINESS SYMPOSIUM (NUBS) STANDARDS

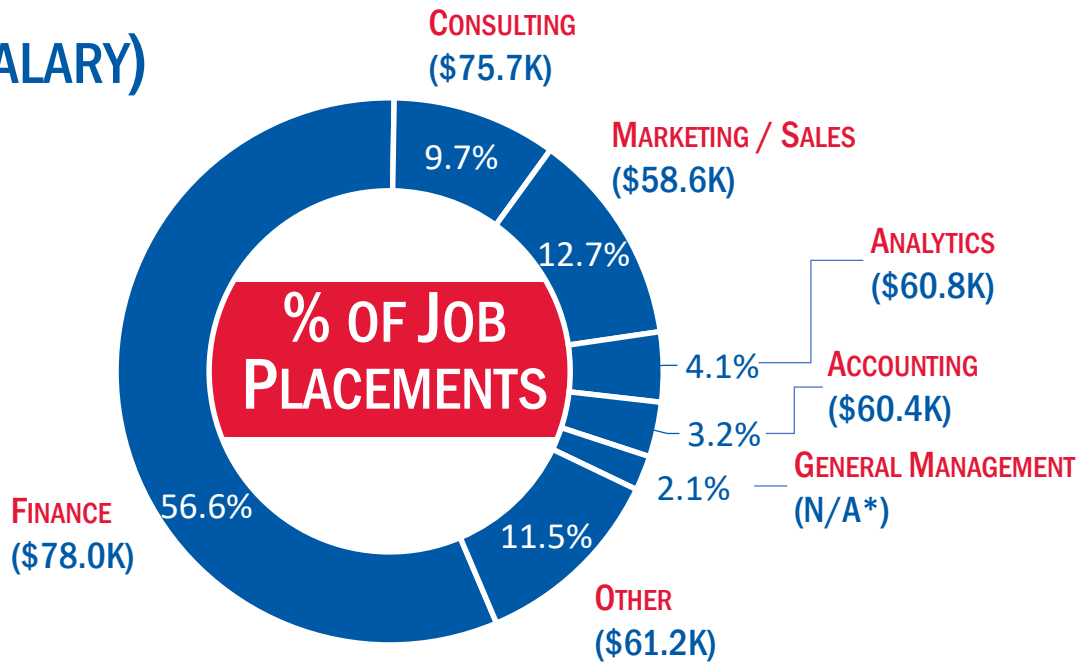


**SMU | COX**

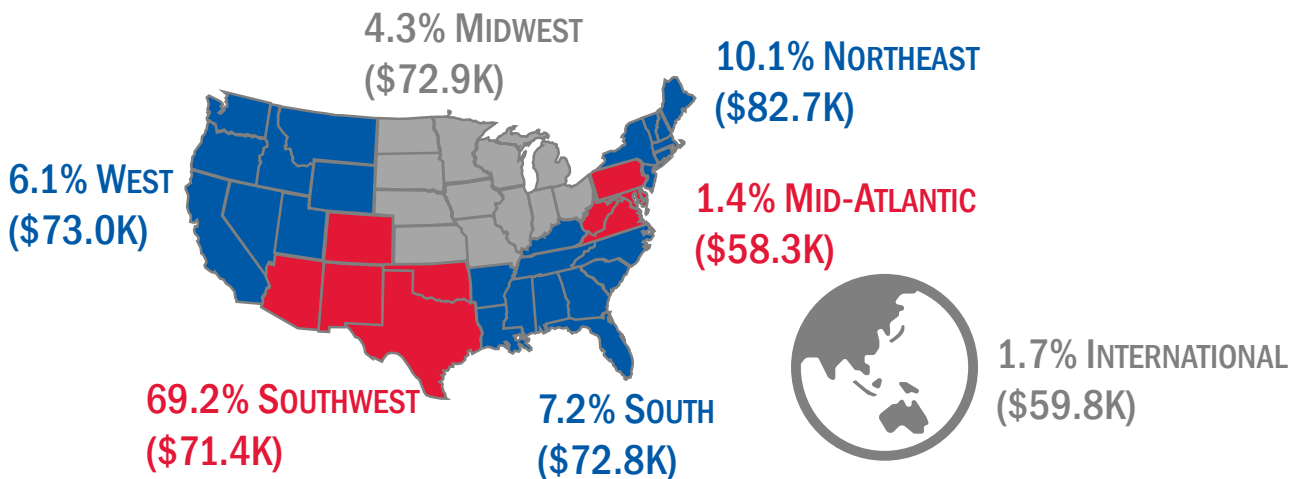
CAREER MANAGEMENT CENTER

# JOB PLACEMENT

## FUNCTIONAL AREA (AVERAGE SALARY)



## GEOGRAPHIC AREA (AVERAGE SALARY)



SUMMARY REPRESENTS HIGH-LEVEL OVERVIEW OF PLACEMENT WITH SOME CATEGORIES COMBINED FOR SIMPLICITY. PERCENTAGES ROUNDED TO THE NEAREST WHOLE AND MAY NOT TOTAL 100. NOT ALL STUDENTS PROVIDED INFORMATION ON FUNCTION OR GEOGRAPHY, SO TOTALS WILL DIFFER SLIGHTLY.

KNOWLEDGE RATE: 91% SALARY REPORTING RATE: 75%  
FULL REPORT CONFORMS TO NATIONAL UNDERGRADUATE BUSINESS SYMPOSIUM (NUBS) STANDARDS

\* SALARY DATA NOT DISPLAYED AS NUMBER OF DATA POINTS DID NOT MEET THRESHOLD REQUIRED TO PROTECT INDIVIDUAL STUDENT PRIVACY



SMU | COX

CAREER MANAGEMENT CENTER

# HIRING COMPANY EXAMPLES

<b>AIG</b>	<b>GARTNER</b>	<b>OLIVER WYMAN</b>
<b>ACCENTURE</b>	<b>GENERAL MOTORS</b>	<b>PMG</b>
<b>ALVAREZ &amp; MARSAL</b>	<b>GOLDMAN SACHS</b>	<b>PRUDENTIAL REAL ESTATE</b>
<b>AMERICAN AIRLINES</b>	<b>GUGGENHEIM</b>	<b>PWC</b>
<b>AT&amp;T</b>	<b>HEWLETT PACKARD ENTERPRISE</b>	<b>RAYMOND JAMES</b>
<b>BAIN &amp; COMPANY</b>	<b>HOULIHAN LOKEY</b>	<b>RBC CAPITAL MARKETS</b>
<b>BANK OF AMERICA MERILL LYNCH</b>	<b>INTREPID FINANCIAL PARTNERS</b>	<b>REGAN CAPITAL, LLC</b>
<b>BLOOMBERG L.P.</b>	<b>ISN</b>	<b>ROOSEVELT MANAGEMENT</b>
<b>BVA GROUP</b>	<b>JLL</b>	<b>SCOUT ENERGY PARTNERS</b>
<b>CALIBER HOME LOANS</b>	<b>JPMORGAN CHASE &amp; Co.</b>	<b>SENDERO</b>
<b>CALVETTI FERGUSON</b>	<b>KEYBANC CAPITAL MARKETS</b>	<b>STEPHENS, INC.</b>
<b>CAMBRIDGE ASSOCIATES</b>	<b>KPMG</b>	<b>TEXAS CAPITAL BANK</b>
<b>CENTERVIEW PARTNERS</b>	<b>MATTHEWS REAL ESTATE INVESTMENT</b>	<b>TEXAS INSTRUMENTS INC.</b>
<b>CITI</b>	<b>MERCER CAPITAL</b>	<b>THE NEIMAN MARCUS GROUP</b>
<b>DELOITTE</b>	<b>MERIT HILL CAPITAL LP</b>	<b>UBS</b>
<b>DEUTSCHE BANK</b>	<b>MICROSOFT</b>	<b>VMG HEALTH</b>
<b>EPSILON, LLC</b>	<b>MILL CREEK RESIDENTIAL</b>	<b>WELLS FARGO</b>
<b>EVERCORE</b>	<b>MOELIS AND COMPANY</b>	<b>WEST MONROE PARTNERS</b>
<b>EY</b>	<b>NEUBERGER BERMAN</b>	<b>WILLIAM BLAIR</b>
<b>FTI CONSULTING</b>	<b>O9 SOLUTIONS</b>	<b>WINDMASS CAPITAL</b>

COMPANIES REPRESENT SELECTION OF FIRMS WHO HIRED SMU GRADUATES AND IS NOT AN EXHAUSTIVE LIST.

KNOWLEDGE RATE: 91% SALARY REPORTING RATE: 75%

FULL REPORT CONFORMS TO NATIONAL UNDERGRADUATE BUSINESS SYMPOSIUM (NUBS) STANDARDS



**SMU | COX**

CAREER MANAGEMENT CENTER

# DETAILS – OUTCOME, FUNCTIONAL, AND GEOGRAPHIC BREAKOUTS

<b>OUTCOME BREAKOUT</b>	<b>NUMBER ACCEPTING</b>	<b>PERCENT ACCEPTING</b>
ACCEPTED FULL-TIME JOB	341	67.4%
ACCEPTED PART-TIME JOB	2	0.4%
STILL SEEKING JOB	29	5.7%
CONTINUING EDUCATION	127	25.1%
NOT SEEKING JOB	7	1.4%

<b>FUNCTIONAL BREAKOUT*</b>	<b>NUMBER ACCEPTING</b>	<b>PERCENT ACCEPTING</b>	<b>REPORTING SALARY</b>	<b>AVERAGE SALARY</b>	<b>LOW SALARY</b>	<b>HIGH SALARY</b>
FINANCE	192	56.6%	162	\$78,011	\$29,538	\$250,000
CONSULTING	33	9.7%	27	\$75,667	\$60,000	\$100,000
MARKETING / SALES	43	12.7%	22	\$58,636	\$40,000	\$200,000
ANALYTICS	14	4.1%	14	\$60,750	\$45,000	\$90,000
ACCOUNTING	11	3.2%	7	\$60,357	\$52,000	\$75,000
OTHER	45	13.6%	25	\$61,240	\$38,000	\$110,000
<i>OTHER</i>	19					
<i>GENERAL MANAGEMENT</i>	8					
<i>REAL ESTATE</i>	6					
<i>ENTREPRENEUR/FOUNDER</i>	5					
<i>ADVERTISING &amp; PR</i>	3					
<i>OPERATIONS / PRODUCTION</i>	2					
<i>ACTUARY</i>	1					
<i>EDUCATION</i>	1					

<b>GEOGRAPHIC BREAKOUT*</b>	<b>NUMBER ACCEPTING</b>	<b>PERCENT ACCEPTING</b>	<b>REPORTING SALARY</b>	<b>AVERAGE SALARY</b>	<b>LOW SALARY</b>	<b>HIGH SALARY</b>
U.S. SOUTHWEST	240	69.2%	186	\$72,092	\$30,000	\$250,000
U.S. NORTHEAST	35	10.1%	27	\$82,715	\$45,000	\$110,000
U.S. SOUTH	25	7.2%	20	\$72,825	\$30,000	\$125,000
U.S. WEST	21	6.1%	12	\$72,958	\$50,000	\$105,000
U.S. MIDWEST	15	4.3%	13	\$74,208	\$43,000	\$105,000
INTERNATIONAL	6	1.7%	3	\$59,846	\$29,538	\$110,000
U.S. MID-ATLANTIC	5	1.4%	3	\$58,333	\$38,000	\$72,000

FUNCTIONAL & GEOGRAPHIC BREAKOUTS REPRESENT STUDENTS ACCEPTING JOBS

KNOWLEDGE RATE: 91% SALARY REPORTING RATE: 75%

FULL REPORT CONFORMS TO NATIONAL UNDERGRADUATE BUSINESS SYMPOSIUM (NUBS) STANDARDS

\* NOT ALL STUDENTS PROVIDED INFORMATION ON FUNCTION OR GEOGRAPHY, SO TOTALS WILL DIFFER SLIGHTLY

\*\* SALARY DATA NOT DISPLAYED AS NUMBER OF DATA POINTS DID NOT MEET THRESHOLD REQUIRED TO PROTECT INDIVIDUAL STUDENT PRIVACY



**SMU | COX**

CAREER MANAGEMENT CENTER