
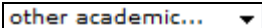


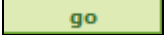


View My Unofficial Transcript

Step	Action
1.	Click the Student Center link. 
2.	Select the Transcript: View Unofficial list item from the drop down menu. 
3.	Click the Go button. 
4.	Select the Unofficial Stdnt Grade Transpt list item from the drop down menu. 
5.	Click the Go button. 
6.	Your Unofficial Transcript is now displayed. Scroll down to view the entire document.
7.	End of Procedure.