


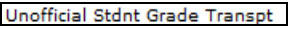
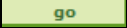




View Unofficial Transcript

1.	Click the Student Center link. 
2.	Click the Unofficial Transcript link. 
3.	Click the Report Type drop down menu. 
4.	Select the Unofficial Stdnt Grade Transpt. 
5.	Click the Go button. 
6.	Click the scrollbar to continue.
7.	Click the Return link. 
8.	Click the Home link. 
9.	End of Procedure.