





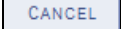



View Advisee's Telephone Numbers

1.	Click the Faculty Center link. 
2.	Click the Advisement tab. 
3.	Click the check box for the student you want to choose. 
4.	Click Student Details to get drop down menu. 
5.	Click the Telephone list item. 
6.	Click the Go button. 
7.	the Advisee's Current Phone Numbers are now displayed. Click the Cancel button to exit. 
8.	Click the Home link. 
9.	End of Procedure.