



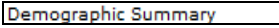




View Advisee's Demographic Summary

1.	Click the Faculty Center link. 
2.	Click the Advisement tab. 
3.	Click the ID option of which student you require information on. 
4.	Click the drop down menu. 
5.	Click the Demographic Summary list item. 
6.	Click the Go button. 
7.	Click the scroll bar to continue.
8.	Click the Home link. 
9.	End of Procedure.