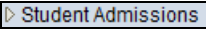


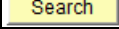

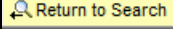


Viewing Application Evaluation Summaries

1.	Click the Student Admissions link. 
2.	Click the Application Evaluation link. 
3.	Click the Application Evaluation link. 
4.	Click the Return to Search button. 
5.	Click the Overall Rating Tab. 
6.	The Overall Rating page gives information on the applicants course of study, Test Scores, Evaluation Code, Ratings on ACT, SAT, Curriculum, Academic Performance, Overall Rating etc., Which are the Application Evaluator Ratings.
7.	The Overall Rating page is now displayed. Click Return to Search button to exit. 
8.	Although not listed in view mode, there are other tabs that the Admissions Committee and the Application Evaluators get to use, these are: Committee Rating and Evaluator Rating . Within these tabs the schools and programs indicate admissions ratings for students applying to the university.
9.	End of Procedure.