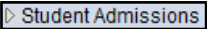



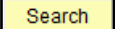
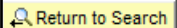


Viewing Applicant Test Results

Step	Action
1.	Click the Student Admissions link. 
2.	Click the Application Entry link. 
3.	Click the Academic Information link. 
4.	Click the Test Results link. 
5.	Enter the desired information into the ID field.
6.	Click the Search button. 
7.	The Test Results page is now displayed. Click on the Return to Search button to exit. 
8.	End of Procedure.