





View My Schedule

Step	Action
1.	Click the My Schedule link. 
2.	Click the View Weekly Teaching Schedule link. 
3.	You can toggle back and forth between weeks. For example, click the Next Week >> button. 
4.	The desired view displays.
5.	Select Display Options as desired then click Refresh Calendar .
6.	To exit, click the Return to Faculty Center link. 
7.	End of Procedure.